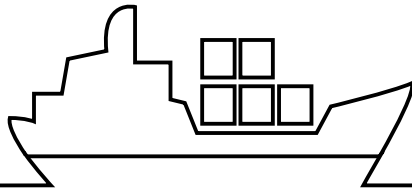
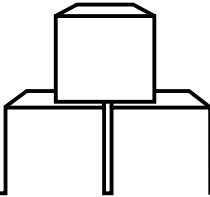
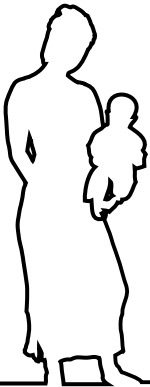


2013 Supply Annual Report



In 2013, UNICEF procured over \$2.8 billion in supplies and services.

UNICEF's work in monitoring the procurement of supplies, their quality, and timeliness in their delivery is critical to ensuring the right supplies are available when children need them, wherever they are.



Definition of need

Working with governments to design programmes and identify which supplies are needed and in what quantities

Budgeting & planning

Identifying the amount and timing of the required budget and funding sources, and scheduling orders to ensure supplies arrive when and where needed

Procurement

Buying the right products at the right price and quality via detailed specifications, competitive tendering, smart contracting and innovative funding mechanisms

Delivery & clearance

Arranging transportation from UNICEF warehouses or direct from suppliers to the port-of-entry and customs clearance

Table of contents

Introduction3

Monitoring supply chains for children4

Ensuring sufficient vaccine supply - the example of OPV6

The Supply Community 10

Emergency response & real-time supply chain monitoring 12

Monitoring quality - UNICEF’s quality lab network and Good Manufacturing Practice 16

The Markets Dashboard 17

Catalytic product innovation 18

Supply chain strengthening & capacity development.....20

End use monitoring22

Monitoring supplies via the product feedback app24

Value for money - a decade of influencing the AD syringe market.....26

Stopping malnutrition - an evolution of nutrition products & expansion of markets28

Bed nets – achieving market stability through partnerships32

Supply partners.....35

A new warehouse37

Procurement and supply overview 2013.....38

Savings42

Annexes (UNICEF global procurement statistics)43



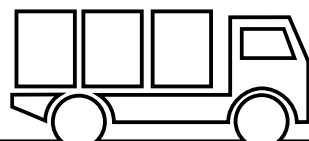
Annex 1: Supplier countries and areas.....44

Annex 2: Procurement by country/area, supplier and category46

Annex 3(a): Destination countries/areas for commodities81

Annex 3(b): Countries/areas where services were used.....82

Annex 4: Number of companies invited to bid and responses received.....83



Inspection

Verifying the supplies received are of the correct quantity, condition and quality

Warehousing, distribution & reorder

Transporting supplies through a series of in-country warehouse or distribution points right to the end-user

Utilisation by end-user

Supplies are received by children and mothers as part of programme implementation by governments and partners

Monitoring & evaluation

Closing the feedback loop in terms of on-time delivery and whether supplies were fit for purpose – to continuously improve products for children and strengthen supply chains



Introduction

At the heart of UNICEF's supply and logistics strategies is the goal of reaching the most disadvantaged and excluded children. In 2013, an opportunity for reflection, planning and consolidation has allowed the supply function to position itself to support the achievement of equity as highlighted in UNICEF's Strategic Plan for 2014 – 2017.

A major expression of this commitment was reflected in the innovation, procurement and delivery strategies that underpinned UNICEF's \$2.8 billion expenditure on supplies supporting the health, education and protection of children in over 130 countries.

The needs of children were the focus of UNICEF's immediate and large-scale supply response in emergencies. The devastation caused by Typhoon Haiyan in the Philippines, the intensified conflicts in the Central African Republic and South Sudan, and the prolonged suffering of Syrian children across several countries in the region, made plain the tragic consequences of humanitarian crises. Where children and families were caught in armed conflict, the re-emergence of polio, increasing child malnutrition and an absence of functioning schools highlighted a generation's urgent need for emergency supplies to support programme interventions.

Work continued in supply chain strengthening and long-term capacity development with governments to help ensure that, day in and day out, children have access to essential supplies. UNICEF welcomed delegations from the Democratic Republic of the Congo, Kenya, and Nigeria to identify supply chain bottlenecks and develop solutions to improve the performance of immunization and health supply systems. The missions resulted in action plans targeting key segments of supply chains with performance improvements.

As a catalyst of achieving greater impact for children, monitoring supply chains is an evolving endeavour. UNICEF's focus on lowering cost and improving performance capitalises on advances in technology, wider network coverage and greater use of mobile devices. UNICEF's deepening expertise with its recently implemented Enterprise Resource Planning (ERP) system is improving the scope, timeliness and quality of data that supports analyses of processes and outcomes, and builds the evidence base for taking corrective and preventive action. These developments are enabling UNICEF and partners to create supply chain information networks that are more visible and efficient, and more inclusive of feedback from people who use UNICEF supplies.

Making information available in the public domain is not an option; it is an obligation. Through www.unicef.org/supply, UNICEF is sharing supply chain knowledge that can be used to positively influence the supply and demand dynamics of life-saving commodities. Compilations and analyses of complex data sets are being presented in readily accessible dashboards and information updates.

Transparency increases understanding of both the progress and challenges in achieving value for money. It invites debate and discussion that lead to better products and better processes. Transparency is an underlying principle in creating sustainable, healthy markets for life-saving supplies in which the most disadvantaged children are central.

Monitoring **supply chains for children**

Monitoring generates data that is used to respond to questions about how well supply chains are performing. Analyses of data derived from monitoring can inform whether, for example, procurement processes are competitive and fair and if the supply needs of programmes and partners are being met. Monitoring generates evidence-based data that is used to assess whether supply items are fit for purpose and if they are reaching the most vulnerable communities.

Monitoring supply chain operations and performance involves many different types of activities (see page 5 for examples). Some types of monitoring scrutinise processes and outcomes inside specific segments of the supply chain, while others examine the interfaces between segments.

Monitoring increases the visibility of supply chain processes and their dependencies. UNICEF monitors the performance of suppliers and interfaces with stakeholders that contribute to the functioning of the supply chain. This includes for example: the timeliness of suppliers in the delivery of supplies; the timeliness of freight forwarders

in completing shipments; and the timeliness of feedback and resolving complaints. UNICEF also uses monitoring to support the procurement and delivery of quality supplies and services, as well as the quality in our processes, for instance, by monitoring compliance with procurement principles. Different aspects within segments of the supply chain are measured such as processing times, forecasting and cost savings.

Analysis-based monitoring gives insight into where the supply chain needs to be strengthened and provides evidence for making appropriate decisions on corrective and preventive actions. To ensure that performance is top of mind throughout the supply function, UNICEF has established Key Performance Indicators (KPIs) that are rigorously tracked and that drive improvements.

In line with good practices in the humanitarian sector, performance scorecards are used to define and organise KPI measures. The use of scorecards has made it possible for UNICEF to improve performance across the different segments of the supply chain and communicate feedback to help achieve expected results.

The use of real-time dashboards in emergencies has provided rapid and regular overviews of the supply status and pipeline and facilitated quick analysis and decision making, helping ensure that much needed supplies are getting to where they are needed on time.

UNICEF provides support to partners to monitor their local supply chains – which are often woven into UNICEF's supply chains. Additionally, UNICEF works with partners on strategies, innovative tools and guidance designed to improve the monitoring and performance of supply chains; thus, making life-saving supplies more accessible – especially to the most vulnerable children.

Examples of monitoring activities



Performance monitoring tracks each segment of the UNICEF supply chain to understand the interplay between segments and processes



Markets monitoring tracks the key characteristics of a healthy market to catalyse interventions and cost avoidance for supplies delivered to programmes and partners



Real time monitoring involves the timely collation and analysis of data to inform decision making



Results monitoring tracks progress towards the achievement of expected results



Efficiency and effectiveness monitoring tracks business activities to optimise productivity

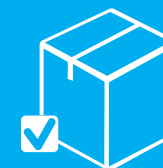


Quality monitoring tracks any quality issues related to the procurement and delivery of supplies and services, as well as tracking the level of quality of our work



Innovation monitoring tracks progress towards innovative changes in products that will increase effectiveness and maximise benefits to programmes and partners

End use monitoring collects and analyses users' experiences and perceptions regarding the appropriateness of supplies delivered and services provided



Supplier monitoring tracks supplier risks and suppliers' compliance with contractual obligations



Ensuring sufficient vaccine supply – the example of OPV

In 2013, vaccine procurement reached a value of nearly \$1.3 billion. This translates into 2.8 billion doses for children in 100 countries, including the supply of oral polio vaccine (OPV) to 76 countries. In terms of the number of doses procured, OPV exceeded other vaccines at 1.7 billion doses.

In 1999, WHO and governments took the decision to accelerate polio eradication activities and conduct multiple national immunization days per year targeting all children under the age of five. This strategic decision nearly quadrupled demand for OPV from 650 million to 2.1 billion doses. The scale of activities was constrained to fit with the actual quantity of vaccine made available given the long lead times for producing polio vaccines (approximately 20 months). Since then, UNICEF and WHO have provided long-term forecasts and have worked closely with industry to ensure sufficient production capacity. In addition, a rigorous process of monitoring demand and provisioning supply was put in place.

In recent years, demand and supply have become more complex to manage because of the use of different OPVs that target specific strains of wild poliovirus (WPV). The availability of these targeted OPVs, combined with immunization campaigns, has resulted in the decline of the number of polio-endemic countries from 125, at the start of the global polio eradication efforts in 1988. Today there are three countries where WPV has not been stopped: Afghanistan, Nigeria and Pakistan.

The supply chain illustration below shows the different variables as they occur either within individual segments or where segments interface, and includes a process-bound timeline that underscores the complexity of OPV procurement, monitoring and delivery.

Time frames to consider in OPV procurement	Definition of need	Budgeting & planning	Procurement	Delivery & clearance
	<p>While polio vaccine has been on the market for decades, demand became more acute after the Global Polio Eradication Initiative (GPEI) was launched in 1988.</p> <p>OPV formulations targeting specific strains of WPV were critical to the success in stopping polio in Egypt, India and other countries.</p> <p>In 2013, GPEI enters its endgame phase of eradication, which requires the phasing out of OPV and the introduction of one dose of Inactivated Polio Vaccine (IPV). This strategy will reduce and eventually eliminate the risk of vaccine-derived polio outbreaks.</p>	<p>Before OPV is procured, it is essential to know: the OPV type required, that funding is available and when vaccines need to be delivered.</p> <p>UNICEF and partners work with governments to identify and consolidate numbers on country needs. Accurate forecasts build confidence into a system reliant on suppliers to produce sufficient quantities within specified time frames.</p> <p>UNICEF and partners hold annual consultations with partners and industry to ensure a common understanding of programmatic challenges and needs, and agree on strategies to support production planning, and financing and procurement approaches, that make vaccines more affordable.</p>	<p>OPV is available in different formulations and presentations (number of doses per vial). In 2013, UNICEF procured trivalent OPV (tOPV) which targets all three strains of poliovirus, bivalent OPV (bOPV) which targets types 1 and 3, and monovalent OPV.</p> <p>UNICEF uses longer-term, multi-year tenders and awards to give a wider planning horizon and more certainty to manufacturers.</p> <p>Contracts are awarded to multiple suppliers for each product. At the time of making awards, UNICEF assesses the prequalification pipeline and decides if quantities should be left un-awarded - to provide incentives to new suppliers.</p>	<p>All vaccines procured by UNICEF are prequalified by WHO. Prequalification certifies that vaccines meet international standards for quality and safety.</p> <p>Some countries also have a National Regulatory Agency (NRA) which requires local licensing of vaccines.</p>
Complexities in OPV supply chain				
	<p>Manufacturers need a 20 month lead time to produce OPV from scratch (or from "bulk"). When bulk is already available, lead times for finished products may be as low as three months. A healthy market will always include buffer stock to meet unplanned needs.</p>	<p>In addition, UNICEF Supply Division meets on a quarterly basis with programme partners to discuss adjustments that must be made as a result of changes in programme priorities and epidemiology.</p>	<p>Suppliers take a minimum of 4-6 weeks to fulfil a purchase order. This time is needed to pack vaccines and have them ready for air shipment.</p>	<p>Some countries require pre-delivery inspections of vaccines, and paper work prepared in advance of shipments arriving at the port of entry.</p>

Monitoring supply and demand of OPV

The global effort to achieve a polio-free world has met with spectacular success – for example in India where not a single child has been infected with WPV since 2010. The launch of the “endgame” phase of polio eradication, supported by the introduction of differently formulated polio vaccines, has set high expectations.

Polio eradication requires not only a steady vaccine supply to ensure that polio-free countries remain polio free, but also that there is sufficient supply to address the setbacks and changes in epidemiology such as outbreaks and re-infections in countries, and the enforcement of intensi-

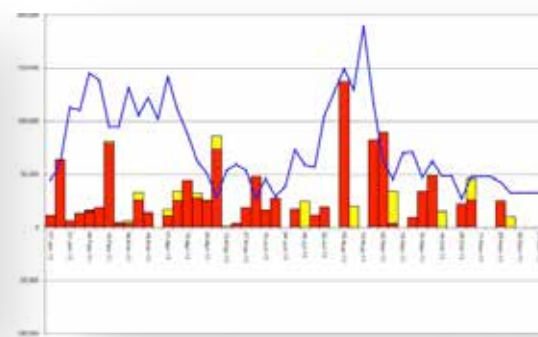
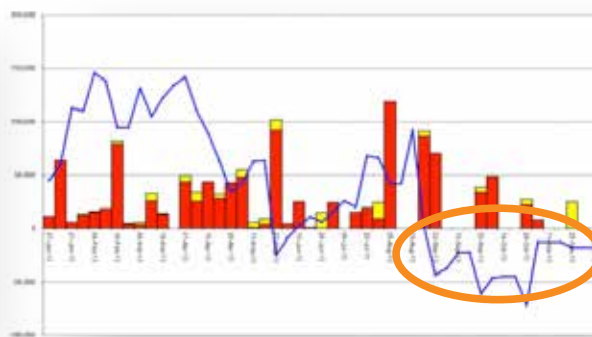
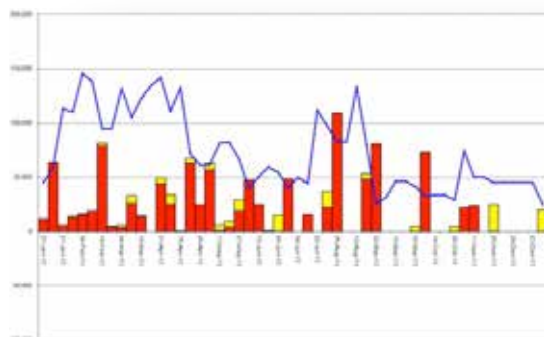
fied health policies such as the travel regulations that compel the public to become immunized. While epidemiologists monitor the virus, supply staff monitor vaccine production capacity at the global level to ensure there are sufficient quantities to meet the ebb and flow of demand. These graphs illustrate UNICEF’s weekly monitoring of the OPV market with the aim of ensuring the difference between supply (dark blue line) and demand (red and yellow bars) - throughout the year remains above zero. The real work of ensuring sufficient supply lies with the suppliers that may need to adjust production scheduling and with countries that may need to adjust their campaign dates.

Monitoring graphs in April 2013 showing the fluctuating supply and demand of OPV

Graph 1

Graph 2

Graph 3



— Cumulative OPV supply (less cumulative demand)
 ■ OPV required for routine immunization
 ■ OPV required for polio eradication campaigns

Upon arrival, vaccines are physically inspected by the country’s health authority. UNICEF requests that a vaccine arrival report be completed and returned so that defective shipments may be followed up.

The timeliness and quality of arrival reports will be improved through the introduction of technology.


To safeguard their potency, vaccines must be kept at a consistent cold temperature throughout their journey. Vials are frozen when they leave the supplier, and at government central stores, they are kept at -20°C.

Once they are removed from -20°C environment, they must be kept between 2°C and 8°C during transportation and storage. Cold chain equipment takes the form of freezers, refrigerators, and coolers powered by propane, battery or solar energy. Health workers use portable vaccine carriers to bring vaccines into communities in door-to-door campaigns.

The area of cold chain technology is a major focus of UNICEF’s work in supply chain strengthening. Innovation in cold chain equipment and the development of heat-resistant vaccines are, potentially, game-changing.

The three graphs are snapshots taken at three different moments in April 2013, and project supply and demand for the rest of the year.

Graph 1: At the beginning of April, there showed a relative stability throughout 2013 between cumulative OPV supply (blue line) and demand (red and yellow bars).

Graph 2: At Supply Division’s regular quarterly meeting with programme partners on demand, intensified immunization campaigns in Nigeria and Pakistan were announced for the second and third quarters of 2013. Existing OPV supply was insufficient  to meet this increased demand (red bars).

Graph 3: Programme and supply collaborated to re-align OPV supply and demand. Programme re-scheduled non-priority campaigns. Supply Division made additional OPV awards to cover the supply gap and to build a buffer in case of future unplanned demand.

Inspection

Warehousing, distribution & reorder

Utilisation by the end-user

Monitoring & evaluation

From the airport, vaccines are transported to central government storage facilities, usually in the capital city.

The time it takes for a vaccine to travel from central cold storage facilities to district level and then to local facilities, presuming no logistical breakdown along the way, may be as much as eight weeks before it reaches a health worker completing the last mile.

Milestones in polio eradication and certification



1988
The World Health Assembly (WHA) passes a resolution to eradicate polio by the year 2000. The Global Polio Eradication Initiative (GPEI) is launched

1991
The last case of WPV occurs in the Americas (Peru)

1994
The Americas certified "polio-free"

1997
The last case of WPV occurs in the Western Pacific region (Cambodia)

1998
Last child paralysed in European region (Turkey)

1999
Last case of WPV type 2 globally. However, GPEI anticipates that the 2000 deadline for polio eradication will be missed. An accelerated campaign strategy is launched, with multiple "national immunization days" scheduled every year in endemic countries, targeting all children under five

2000
Western Pacific region certified "polio-free"

2000
GPEI misses the first target date for interrupting WPV transmission

2002
European region certified "polio free"



2005
The second target for interrupting WPV is missed. GPEI focuses on strengthening vaccine innovation, immunization systems and political commitment, and overcoming fears about OPV safety

GPEI increases resources to address populations living outside health systems (e.g. migrants and people without basic sanitation). Children are given two doses of monovalent OPV over shorter periods of time

2008
Polio entrenched in four countries – Afghanistan, India, Nigeria and Pakistan – and an increasing number of countries become re-infected. WHA declares polio a "top operational priority"; and calls for a new strategy to complete polio eradication

2010
India begins to self-procure OPV

The expanded use of mOPV and bOPV results in record low outbreaks of WPV types 1 and 3

February 2012
India celebrates a full year without a child paralysed by WPV. (Note: February 2014 – India achieves three years without a case of polio and acquired WHO's certification of being "polio free")

May 2012
WHA declares ending polio a "programmatic emergency for global health" and calls on WHO to develop an endgame strategy

September 2012
Endemic countries, donors, and the UN declare polio eradication "a top priority" signaling commitment to implement National Emergency Action Plans in polio-endemic countries

Monitoring and responding to supply and demand for polio vaccines

1988
UNICEF begins procuring tOPV which targets all three strains of WPV: types 1, 2 and 3. tOPV is introduced into countries' national immunization programmes

1999
The strategic decision to intensify polio eradication activities quadruples the demand for OPV from 650 million to 2.1 billion doses

The sudden acceleration in OPV demand ignites more strategic dialogue with vaccine manufacturers, governments and health partners

2004
Africa's largest coordinated polio campaign. 80 million children across 23 countries

2001
575 million children vaccinated against polio in 94 countries

2000
The four-fold increase in demand for OPV catalyses a number of important breakthroughs in vaccine procurement to ensure a secure and sustainable supply. Among these, UNICEF and partners initiate the vaccine demand forecasts that have become fundamental to planning for all stakeholders.

UNICEF begins issuing longer term, multi-year award periods to give manufacturers a wider scope to plan their production. At the time of making awards, UNICEF assesses the pipeline and decides if any quantity should be left unawarded as an incentive for new suppliers to enter the market.

UNICEF consultations with industry and partners have become an annual feature in Supply Division's planning and advocacy work. Industry consultations have become an important forum that supports the implementation of procurement strategies and innovative funding mechanisms that increase the availability and affordability of vaccines.

2006
UNICEF begins procuring mOPV that specifically targets type 3 WPV

2005
UNICEF begins procurement of mOPV targeting type 1 WPV

UNICEF, WHO, other global health partners and suppliers work towards the development of a new bivalent OPV (bOPV)

2010
UNICEF begins procuring bOPV

April 2013

At the Global Vaccine Summit, GPEI presents a comprehensive six-year plan to eradicate both WPV and Vaccine Derived Poliovirus (VDPV): the *Polio Eradication & Endgame Strategic Plan 2013-2018*. Global leaders and individual philanthropists signal their confidence in the plan by pledging three-quarters of the plan's projected \$ 5.5 billion cost over six years



May 2013

WHA endorses the *Polio Eradication & Endgame Strategic Plan 2013-2018*, calling on countries to introduce at least one dose of IPV and begin the phased removal of OPV. This will begin with the withdrawal of tOPV that contains type 2 and transitioning to bOPV. Countries will be expected to introduce one dose of IPV in addition to immunization with bOPV

Endgame strategy

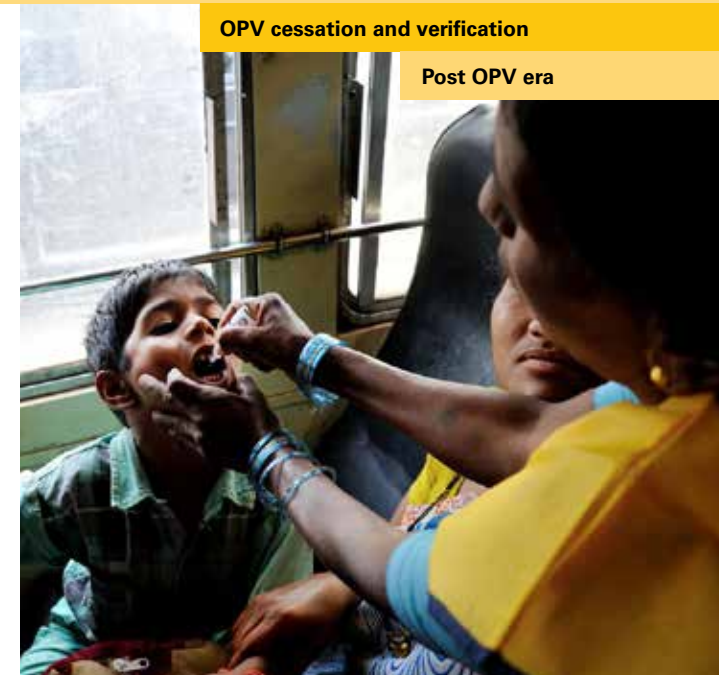
2013

Polio eradication efforts intensify in endemic countries

Polio outbreaks occur in Somalia and the Syrian Arab Republic, and their surrounding regions

OPV cessation and verification

Post OPV era



2012

UNICEF finalises tender in line with WHO's 2013-17 global estimates for OPV requirements

2013

UNICEF closely monitors supply and demand for OPV, as the market continues to be constrained. UNICEF together with partners is working with manufacturers to maximise availability and manufacturing capacity. Demand increases by an additional 500 million doses, for which UNICEF secures additional supply. The total number of doses procured increases from a forecast of 1.27 to 1.7 billion. In most cases, UNICEF meets unplanned needs by reallocating vaccine supplies between countries, and maximising supplier capacity through additional awards, in close coordination with global partners.

An additional supplier obtains WHO pre-qualification for both bOPV and tOPV – which significantly increases available supply for the year. Through competitive price offers and special contracting arrangements, UNICEF succeeds in reducing the weighted average price (WAP) from 2012 by \$.005 per dose in 2013 and 2014.

UNICEF and partners in the Immunization Systems Management Group (IMG) develop a strategic demand forecast to inform procurement activities in support of the compressed timelines for introduction of IPV as recommended in the Polio Endgame Strategy. UNICEF is working to ensure an affordable supply of IPV for GAVI-supported and middle-income countries.

Countries' experience with the introduction of new vaccines, Hib, pneumococcal and rotavirus, helps facilitate the scale up introduction of IPV. UNICEF and partners will help countries to build on experience and provide checklists of pre-requisites, including: cold chain, logistics, social mobilisation and vaccine management.

2014-2017

UNICEF will focus efforts on supporting the endgame strategy through

- Working with industry to ensure sufficient IPV supply to meet introduction timelines
- Joint planning for the phased withdrawal of type 2 OPV and ensuring a smooth transition from tOPV to bOPV





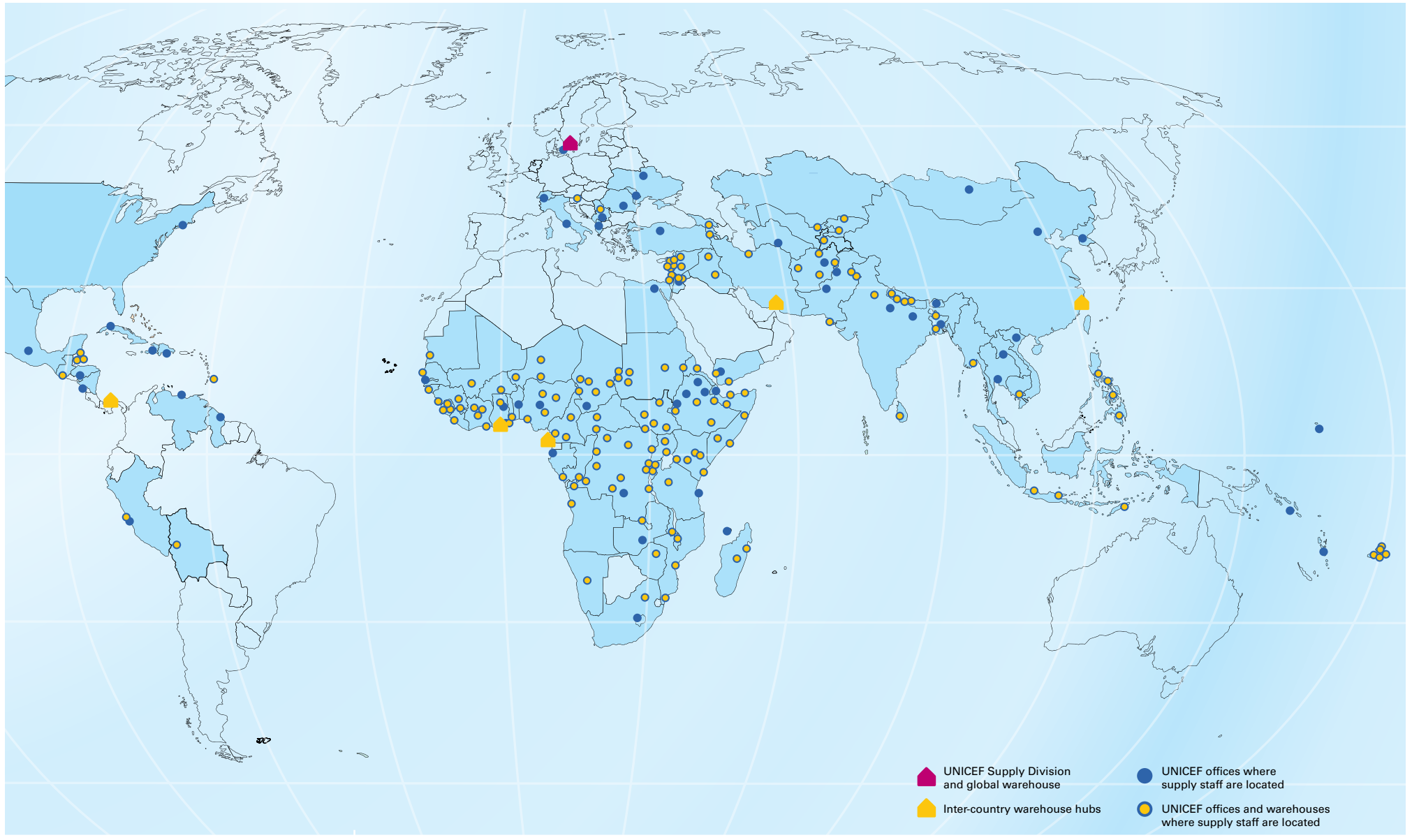
The **Supply Community**

The UNICEF Supply Community includes nearly 900 colleagues who are making essential products more accessible to children. They have a range of specialised responsibilities, for example, as supply officers, logisticians, procurement assistants, warehouse managers, market and monitoring analysts, product experts, inspectors, and quality assurance engineers.

The diverse experience of the Supply Community is spread across UNICEF offices in 98 countries (see map, page 11). By establishing knowledge sharing tools and making quality data available, the Community generates exchanges and shares knowledge that challenges and contributes to supply chain optimisation.

In 2013, targeted learning objectives included Warehouse and Inventory Management, Project Management, and Monitoring Supplies through the UNICEF Supply Chain. UNICEF carried out a mobility exercise of internationally recruited supply staff in over 40 country and regional offices. These moves enhance the Supply Community's experiences in complex and evolving contexts, tighten links between offices in headquarters, regions and countries, and reinforce UNICEF's global capacity.





-  UNICEF Supply Division and global warehouse
-  Inter-country warehouse hubs
-  UNICEF offices where supply staff are located
-  UNICEF offices and warehouses where supply staff are located

98
countries

158
offices

876
colleagues

137
nationalities



Emergency response and real-time supply chain monitoring

In 2013, UNICEF responded to emergencies in 34 countries and territories, providing \$137 million in emergency supplies. Surge teams of experienced emergency specialists, including logisticians, data analysts and warehouse staff, were deployed. Data specialists supported the implementation of UNICEF's newly-launched Supply Dashboard which captures in real time, information on supply requirements, items in stock, orders that are pending, and the commodities being dispatched or already enroute to children and families.

In scale and complexity, three emergencies dominated. In Syria and neighbouring countries, ongoing conflict had affected more than five million children. Typhoon Haiyan – the strongest tropical cyclone ever to make landfall – flattened low-lying islands to the east of Tacloban City in the Philippines. Intensified violence in the Central African Republic generated warnings by the UN of a country at risk of spiralling into genocide.

UNICEF also intensified its supply response to Mali and South Sudan where renewed conflict threatened families and added thousands more people to the tens of thousands who had already fled in search of safety.

In time-pressed situations where multiple partners are working together and where opportunities and dangers are in constant flux, monitoring activities keep track of the thousands of tonnes of items airlifted into the closest functioning airport or trucked overland from warehouses inside the country. Monitoring generates the evidence base needed to plan, make decisions and do whatever it takes to overcome damaged infrastructure, insecurity, and despair – to reach every child and remind the world that each one matters.

Central African Republic

Deepening complexity, worsening violence, confirmed atrocities against civilians - including children - and the displacement of 630,000 people demanded UNICEF to intensify its humanitarian response in CAR. UNICEF procured \$8.8 million of relief supplies in 2013. Supply items included water and sanitation kits, health kits, medicine, bed nets, cold chain equipment and plastic sheeting, Nutrition supplies are helping to address malnutrition among infants and children under five years old.

Humanitarian transport routes after Typhoon Haiyan

Flights from Denmark, Germany, Netherlands, UK, UAE & USA

Flights from China, India & Thailand

The Philippines

On 8 November, category-5 Typhoon Haiyan struck the Philippines and left more than 6,000 people dead. Over 4.1 million people, including 1.6 million children, were forced from their homes.

Pre-positioned emergency supplies in local warehouses were trucked to affected communities immediately, supplemented by cargo flights from Asia, Europe and North America. Airlifts included donated cargo space from airline partners, including: AsianAir, British Airways, Emirates and KLM.

UNICEF procured supplies valued at \$18.7 million from local and international suppliers. Supplies included: water kits, water treatment products, bladders, toilet slabs, portable toilets, hygiene kits, water tanks, water purification tablets, pumps, generators, health kits, diarrhoeal kits, medicines, vitamin A, vaccines, tarpaulins, blankets and other shelter items, Recreation Kits, School-in-a-Carton kits, and Early Childhood Development Kits.

Twenty global supply and logistics staff were deployed to support the emergency response. The surge teams consisting of experts in warehousing, human resource management, logistics and data collection and monitoring helped to meet the increase in workload and deliver on UNICEF's commitment to children.



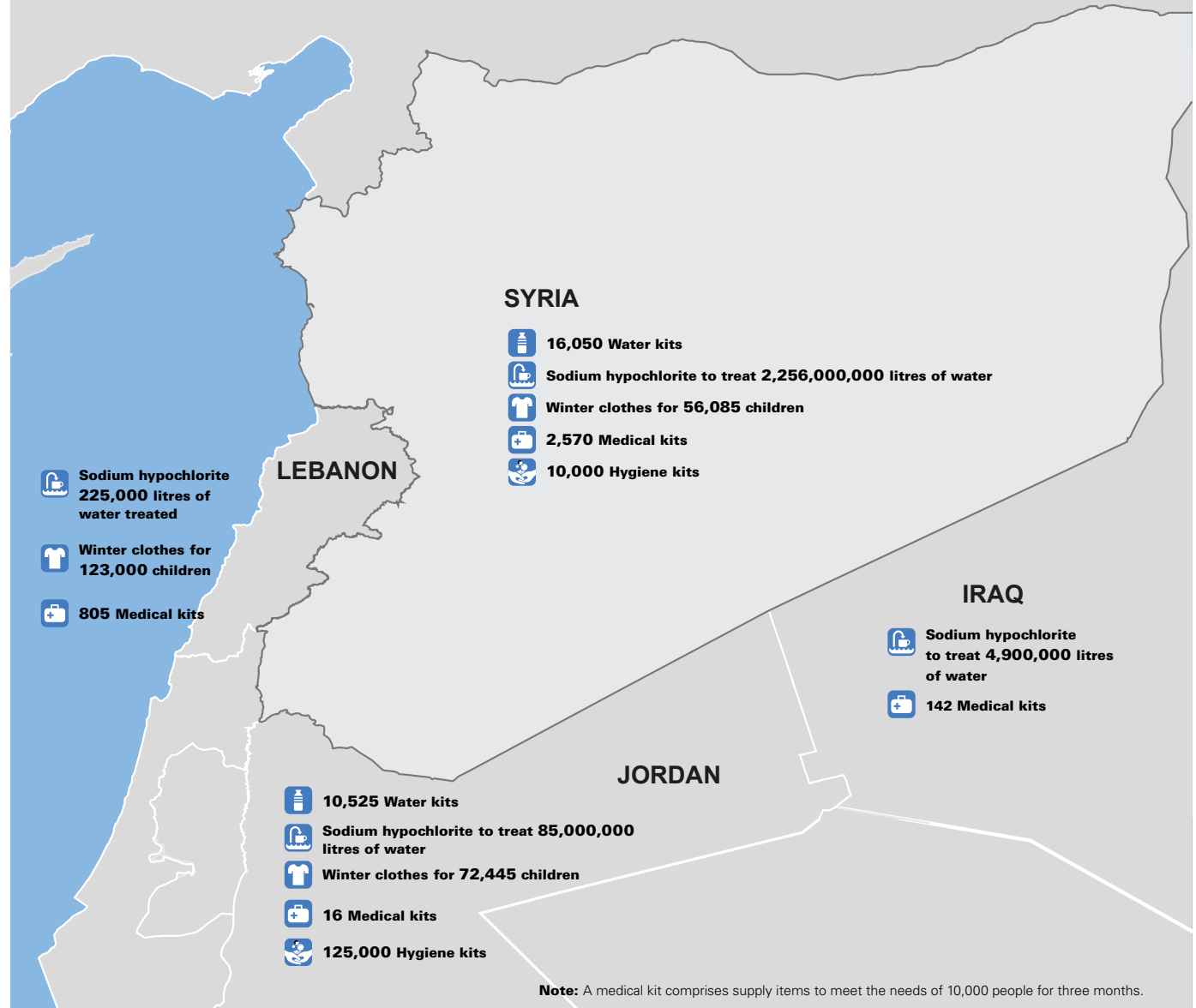


Syria and the region

After more than a thousand days of unrest, millions of Syrian families continue to face violence, displacement and limited access to basic necessities such as water and sanitation, health care, adequate shelter and education. An estimated 3.5 million people have fled to neighbouring Iraq, Jordan, Lebanon and Turkey.

UNICEF continues to procure emergency supplies offshore, regionally and locally. In 2013, \$106.6 million in supplies were procured for Syrian children.

Examples of key supplies to Syria and region in 2013





UNICEF supplied over 251,500 winter clothing kits to children in Syria and the region. Coats, hats, gloves and mittens helped keep children protected from the cold.



Pre-delivery **inspections**

Ensuring the quality of supplies is a responsibility that UNICEF has to all children, including those who are caught in emergencies.

At suppliers' premises, inspections of products prior to delivery are generally carried out by UNICEF-contracted third party inspection agencies. In addition to product expertise, inspection agencies bring local knowledge in ensuring that supplies procured in the country or region meet agreed specifications.

At these on-site inspections, random samples may be collected and sent to a nominated external laboratory for more detailed testing. For example, Long Lasting Insecticidal Nets can be tested for correct levels of active chemical content to ensure they can protect children from mosquitoes for a specified period.

In 2013, nearly 500 pre-delivery inspections were carried out in Syria and the region alone on a range of supplies, including hygiene kits, children's winter clothing, school equipment and electric generators. UNICEF Quality Assurance specialists follow up each case of non-compliance to ensure corrective and preventive action is taken.



Monitoring quality – UNICEF’s quality lab network & Good Manufacturing Practice

The quality of UNICEF’s supplies are monitored through routine sampling and testing by UNICEF’s class-leading Quality Control (QC) laboratory in Supply Division, Copenhagen, and by externally contracted labs.

QC lab in Supply Division. QC testing confirms whether products meet required quality standards and specifications. Supply Division conducts quality control testing on a range of non-pharmaceutical products, measuring performance across different specifications including safety, adhesion, compression, fatigue, tensile strength, oxidation of metals, and resistance to cold, heat and humidity.

Precision textile testing equipment reveals whether the fabric used in bed nets meets specified mechanical properties by measuring the material’s resilience after multiple ISO standard wash cycles. A tensile tester records how much a sample of cloth from a bed net, tent or t-shirt can be stretched before failing. The tips of needles are closely scrutinised under

a microscope to detect any blunt or damaged points. Children’s building blocks are tested to eliminate potential choking hazards using gauges that represent the diameter of a child’s throat. Each year, UNICEF samples and tests hundreds of products to ensure compliance with specifications and product quality. Suppliers are contractually bound to provide products that meet prescribed levels of quality.

QC through external labs. UNICEF contracts external laboratories to perform chemical and microbiological testing on pharmaceutical and nutrition products. These laboratories are WHO pre-qualified and operate according to WHO good practices for national pharmaceutical control laboratories. Laboratories performing tests on nutrition products must be ISO 17025 certified and accredited to test for Salmonella, Enterobacteriaceae, and C. Sakazakii. A pharmaceutical product is generally tested either against its pharmacopoeial specifications, namely the International Pharmacopoeia, the British Pharmacopoeia, the United

States Pharmacopoeia, or against UNICEF-approved manufacturers’ specifications. Microbiological testing ensures the absence of pathogenic microorganisms. Quantitative analysis assesses the specified composition in relation to proteins, fat, vitamins and minerals.

Compliance with Good Manufacturing Practice. Further to quality control, it is important that pharmaceutical products supplied to UNICEF are manufactured in accordance with internationally recognised Good Manufacturing Practice (GMP) guidelines. As a component of quality assurance (QA), GMP ensures that products are produced consistently and controlled to the quality and safety standards appropriate for their intended use. All pharmaceutical manufacturers supplying medicines to UNICEF are legally established and licensed by national regulatory authorities (NRAs). Regular and effective enforcement of GMP subjects facilities to strict and transparent controls which include unannounced inspections.

In addition to NRA inspections, UNICEF performs a number of GMP inspections every year as part of its own QA system. These inspections reinforce oversight of suppliers and minimise the risk of procuring substandard medicines. UNICEF collaboration with WHO, ICRC, MSF and the Pharmaceutical Inspection Cooperation Scheme (PIC/S) authorities is optimising the use of resources and information sharing.

Closer inspection: the difference between QA and QC

Quality Assurance

- Process oriented ✓
- Tests compliance throughout the process ✓
- Develops processes and systems to prevent defects ✓
- Designs quality in the process ✓

Quality Control

- Product oriented ✓
- Tests compliance at the end of the process ✓
- Monitors products to find the defects ✓
- Checks conformity to standards ✓



The Markets Dashboard

Taking inspiration from UNITAID's Market Dynamics Dashboard, UNICEF developed and began publishing its own Markets Dashboard during 2013. The Dashboard monitors the market dynamics of more than 50 essential commodities for women and children. It provides a qualitative assessment of the determinants of a healthy market, including:

- Availability
- Affordability
- Competition
- Quality
- Acceptability
- Delivery
- Funding security

This qualitative assessment helps to identify elements that contribute to gaps between supply and demand of particular products and suggests opportunities to catalyse frameworks and interventions that will achieve a more balanced market.

For example, some market shortcomings may call for engagement on a traditional procurement strategy basis where UNICEF may pool demand to achieve improved scale purchasing and better visibility for manufacturers.

Other contexts may suggest that UNICEF should support Country Offices in developing a quality local supplier base from which it can source the commodity. Where there are gaps in quality standard-setting, UNICEF may be well positioned to positively influence market dynamics by collaborating with partners and publishing the normative guidelines that it follows.

The Markets Dashboard is updated and published twice a year. Placing the analysis in the public domain informs debates amongst stakeholders who include governments, international procurement agencies and manufacturers. The outcome of these discussions and ideas can underpin UNICEF's policies, and approaches to make products more available and affordable for children. Additionally, these new insights provide UNICEF with an opportunity to challenge the assumptions underlying its own procurement decisions and strategies.

UNICEF is increasingly disclosing high-level strategies within this

Dashboard context to continue to spur debate and build on transparency initiatives. Feedback is welcome and can be provided via the links at the UNICEF Supply website.

See the latest UNICEF Markets Dashboard at: http://www.unicef.org/supply/index_70578.html

The image shows a close-up of the UNICEF Supply Division Markets Dashboard. The title reads 'UNICEF Supply Division Markets Dashboard: Key Supply Markets for Women and Children - v0.1 as of 30 September 2013'. The table is organized into columns for 'Availability', 'Affordability', 'Competition', 'Quality', 'Acceptability / Appropriability', 'Delivery', 'Funding security', 'Composite severity of all current market shortcomings**', and 'Opportunity for 2013'. The rows are categorized by 'Centre', 'Category', and 'Product'. Key categories include 'Vaccine' (with products like IPV, OPV, MMR, Rotavirus, DTP, Hib, Meningococcal A, Oral Cholera Vaccine, Typhoid Fever, Adult First Line, Adult Second Line, Pneumonia, ACTs, and Ioh-ACTs) and 'Medicine and Nutrition' (with products like Artemisinin DTG, Injectable Gonorrhea, Oxytocin, Therapeutic Milk, RUTF, Micronutrient Powder, Zinc Tablets, Iron / Folic Acid Tablets (FAI), and Anthropometrics). The table uses 'X' and 'XX' to indicate market status and includes a 'Current (Sep 2013)' column with a 'Med' indicator.



Catalytic product innovation

Product innovation involves working in partnerships to create or improve supply items that will have a high impact on the lives of children and families. Product innovation identifies and harnesses opportunities created by rapid developments in product technology and design so that supply items can be made to better serve the needs of people in the most vulnerable communities.

Monitoring activities are embedded in UNICEF's product innovation process. Monitoring poses critical questions such as: Are UNICEF supplies fit for purpose? Do UNICEF supplies meet all current needs of children? Monitoring also helps UNICEF to identify when and where to invest resources that will lead to the best outcomes for children.

Product innovation requires commitment and technical expertise across the supply chain and with programmes. UNICEF has established an iterative development process to facilitate product innovation projects progress and have the potential to deliver the intended impact. Regular monitoring of the status of product innovations underway keeps projects on track.

The pipeline illustration that follows highlights some of the 19 product innovations in progress in 2013. Some of these originated as feedback from health care workers, doctors and teachers. Some originated as ideas within other agencies, academia or private sector companies where making products that improve lives is a shared passion.

Gate 1

Explore:
Desk research and preliminary user analysis

Concept:
In-depth analysis of concepts and user testing



Menstrual hygiene management (MHM)

Challenge: To identify culturally appropriate and fit for

purpose items that can be supplied to schools or used in emergency settings. This broad and important project considers the viability of existing supply chains, affordability, the availability of soap and water, a drying space and disposal to improve the management of menstrual hygiene in emergency settings.

Status: The project scope is being defined. So far, end-user feedback from two countries and a review of locally available products have been compiled.



Acute Respiratory Infection Diagnostic Aid (ARIDA)

Challenge: To enable Community

Health Workers (CHWs) to diagnose pneumonia in children more accurately. Two ARIDAs are possible: one that diagnoses based on breath counts, and one that uses biomarkers to determine whether the infection is viral or bacterial – which is key to choosing an appropriate and effective treatment.

Status: UNICEF has issued a Request for Information to find out more about ARIDAs that are available or being developed. Results of research into the needs and working environments of CHWs will inform the publication of Target Product Profiles which will guide product developers on needs.



Latrine slab

Challenge: To design a child-friendly and disabled-accessible latrine slab.

Status: Based on UNICEF sanitation specialists' feedback, the first design suggestion is being re-worked.



The last mile

Challenge: To find a suitable solution that reduces the risk of vaccines in carriers being exposed to freezing temperatures in the last mile of the cold chain.

Status: Initial research to identify available products for the purpose is underway.



Temporary structures

Challenge: To investigate whether there are structures on the market that are a better fit for programmatic activities compared to the temporary office and accommodation structures that UNICEF currently procures.

Status: UNICEF will undertake global research on designs available on the market or under development.



Visibility for Vaccines (ViVa)

Challenge: To establish a web-based vaccine stock data monitoring system to prevent potential overstocking and stock outs.

Status: A pilot will start in 2014 at a selected number of Country Offices.

For more information on UNICEF's latest product developments, visit www.unicefinnovation.org.

Gate 2

Pilot: Physical prototype development and pilot



Water quality testing device

Challenge:

Using fluid dynamics to

develop a means to instantly detect e-coli bacteria in water without the need for laboratory analysis.

Status: The technology is being validated.



Community Health Worker PLUS

Challenge:

To develop a better way for CHWs to

store and carry essential medicines and equipment.

Status: A field study in Uganda is being planned.



Birth registration

Challenge:

To identify unregistered children in

Kosovo, advocate the importance of birth registration to local officials, and use IT to register marginalised children.

Status: SMS technology has been used to identify unregistered children in Kosovo. In 2014, focus is on advocating the importance of birth registration to gain support for the future development and deployment of technology to conduct birth registrations in the field.



Automatic chlorine generator

Challenge:

To develop an automated chlorine generator that uses locally sourced water and salt. Currently chlorine is transported to where it is needed. However, due to its corrosive nature, transport is becoming more complex and expensive.

Status: Three prototypes have been field tested in Lebanon and Uganda with mixed results. Four new models are being developed and prepared for testing.



Weight measurement tape

Challenge:

To develop a cheap and reliable method for health workers to measure a child's weight in the absence of a weighing scale.

Status: Pilots will soon start in two to three countries.



School furniture

Challenge:

To develop local procurement guidelines for school furniture as well as create an innovative, durable and child-friendly design that can be manufactured locally.

Status: A pilot in Malawi will start in 2014 to test the new designs and to support the development of the procurement guidelines. The field test will assess the feasibility of local production and test the durability of the furniture in a number of schools.



Digital school-in-a-box "MobiStation"

Challenge:

To develop a transportable audio visual device, that can be used in low-resource settings. MobiStation is a rugged suitcase with wheels containing a laptop, a projector and speakers. It runs on solar cells supported by a battery that can enable the device to run for eight hours.

Status: UNICEF Uganda has developed a number of versions of the device. Field trials of it in various settings will start in 2014.



Jerry can

Challenge:

To develop an alternative to the flexible jerry can that can be used in emergency responses that is both more durable and more convenient for carrying water.

Status: Through the iterative process and based on user feedback, the design of the current jerry can is being improved and a second phase of the project is being evaluated.



Emergency packaging and labelling

Challenge:

To make it easier for local warehouse workers to quickly differentiate cardboard boxes containing health, water and sanitation and education emergency kits. Colour-coded labels affixed to the boxes enable workers to quickly and reliably identify kits.

Status: The labels were used in the emergencies in the Philippines, the Central African Republic and South Sudan. Initial feedback has been positive. Additional feedback is being elicited from users.

Gate 3

Scale up: Procurement and closely-monitored implementation



ORS/Zinc co-packaging

Challenge:

To enable mothers and caregivers to give the correct dosage of oral rehydration salts and zinc for treating diarrhoea in children.

Status: A new co-package is available and will be procured by UNICEF in 2014.



Amoxicillin dispensing

Challenge:

To enable mothers and caregivers to give the correct dosage and complete course of antibiotics to fight common infections such as pneumonia.

Status: A new product is being tested in order to prepare for procurement.

unicef 
innovate for children



Supply chain strengthening and capacity development

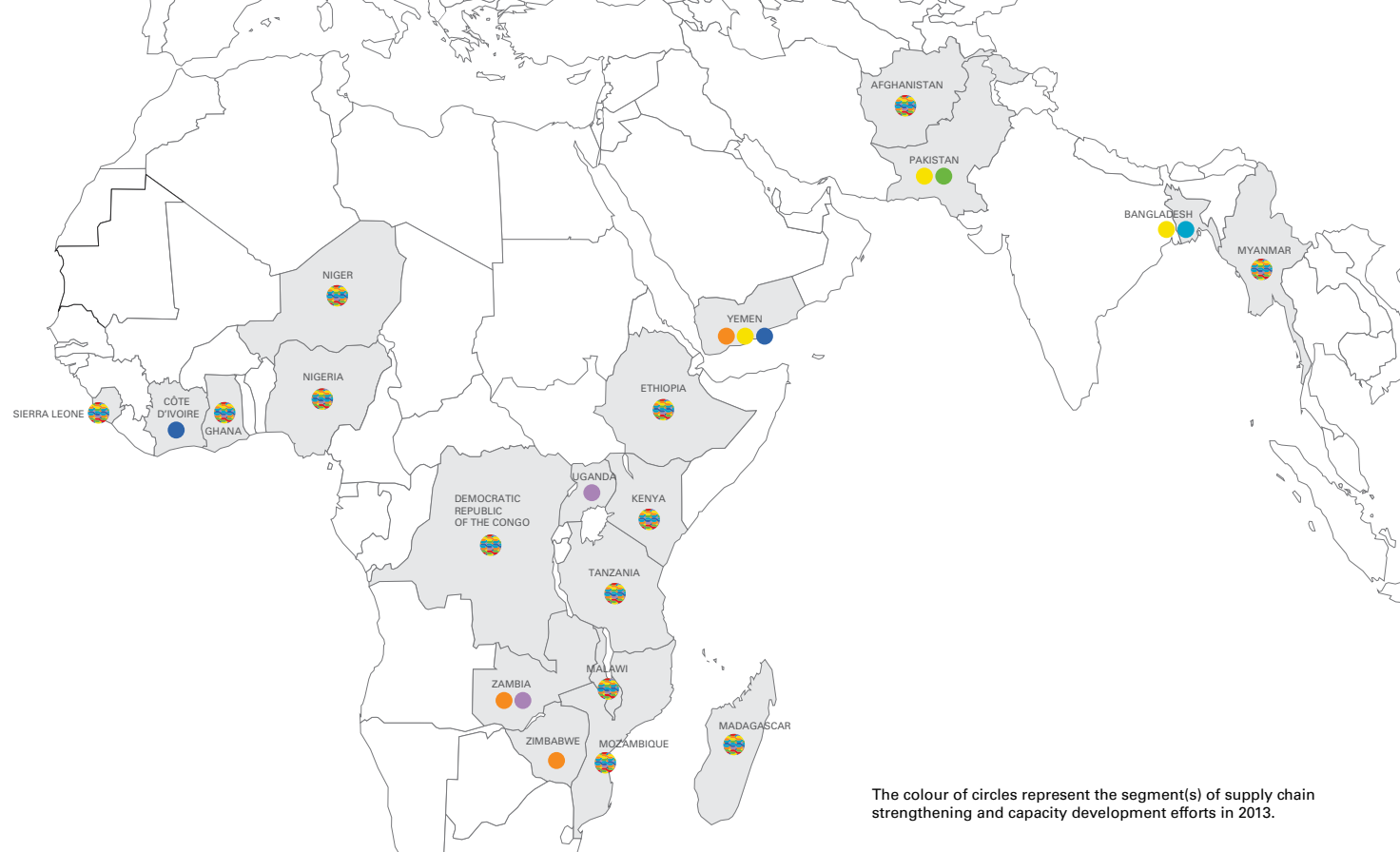
Children and families in need of life-saving products depend on supply chains that work efficiently and reliably. Problems or gaps that occur within – or between – segments of the supply chain slow down or prevent the seamless movement of products to communities. Much of UNICEF’s technical assistance in helping governments to improve the capacity of their supply chains for children focuses on identifying weaknesses and bottlenecks in the procurement and delivery systems of health-related supplies. While supporting countries to resolve serious shortcomings as quickly as possible, UNICEF also takes a longer-term view, offering technical expertise in the implementation of government-led, sustainable solutions.

The supply chain illustration below pinpoints examples of some of the types of challenges that can occur in either individual or cross-cutting supply chain segments. UNICEF works with governments and partners to analyse the root causes of issues and provide benchmarks that inform decisions on the appropriate corrective and preventive actions to pursue. Among governments, the sharing of knowledge and experience on supply chain strengthening with UNICEF and other partners is critical in identifying sustainable solutions. It is also the basis for south-south dialogue that enriches the potential for improvements to be realised, maintained and enhanced.

The map (right) shows countries where UNICEF partnered with governments in significant supply chain strengthening and capacity development activities in 2013.

Examples of support and solutions	Definition of need Specifications of pharmaceutical products identified by a country’s national regulatory authority may be outdated - or omitted - compared to the most effective products recommended by WHO.	Budgeting & planning Lack of data or inadequate mechanisms and tools for data collection can result in inaccurate forecasting of requirements. Without a reliable forecast, planning is uncertain, as is ensuring that funds are available to procure supplies. Consequences further along the supply chain can be very serious, for example, stock outs of key supply items or budgets that are issued too late.	Procurement Procurement processes are negatively affected by many factors for example, unpredictable supplier lead times, slow and overly complicated processes, lack of coordination across decentralised procurement agencies which can lead to duplication and inconsistencies in how products are quantified and specified.	Delivery & clearance Complicated, multi-step customs clearance procedures can delay the delivery of supplies. Delays attract serious risks, such as spoilage of vaccines and medicines that are temperature sensitive. Manual processes to verify arrival of shipments can slow down reporting, and incur further delays if problems are identified and need to be communicated back to suppliers and procurement agencies to take corrective action.	Inspection Sub-standard items may enter the supply chain if quality control and quality assurance systems are too weak to identify items that are not compliant with specifications for safety, potency, durability and other quality parameters.
	Definition of need UNICEF works with countries in providing the guidance to support quality assurance processes and the inclusion of WHO recommended health products into countries’ essential medicines lists.	Budgeting & planning Support is provided to introduce more reliable ways of making forecasts for example, the Vaccine Forecast Tool which is being used increasingly in countries. In 2013 the Nutrition products forecasting tool was developed. UNICEF is also providing assistance to countries in planning for health commodities including LLINs and HIV treatments.	Procurement Procurement Services (PS) buys essential vaccines, medicines, and nutrition supplies for or on behalf of governments. Economies of scale and strategic procurement approaches give PS partners access to lower prices for high quality products. PS has a longer-term view as well, supporting countries in developing and standardising their procurement processes and in practitioners sharing their know-how.	Delivery & clearance UNICEF is helping countries in streamlining their customs processes and enabling this in different ways - for example, working with freight forwarders giving timely pre-notification of arrival of commodities. Technical support to countries is helping to identify and plan better delivery routes and, by introducing computerisation to speed up documentation processes of incoming supplies such as vaccines.	Inspection UNICEF is supporting countries in strengthening their quality assurance processes to ensure that safe and potent health supplies are delivered to end users. Quality control processes ensure that the quality of products has not been compromised at any point in the supply chain.

Working with governments



Basic problems occur as a result of inadequate storage capacity - especially for products requiring a cold chain. Other issues include lack of systems to properly control and track inventory and distribution. Poor transport infrastructure often combined with distance makes timely delivery extremely difficult.

The product's utility is put into question if the person who it is intended for cannot fully benefit. For example, if a family is provided a jerry can with an opening not wide enough to catch water from a standard hand pump, the task of collecting water can be almost impossible and water will simply be wasted. Sub-optimal delivery systems, inappropriate packaging, and distributions that miss out intended end-users are examples of factors that lead to products being underutilised or misused.

Countries which lack monitoring data find it difficult to support supply chain management and make decisions at national, regional, or local levels. Supply chain standards can be missing and this leads to information systems designed with ad-hoc data definitions that fail to support integration, and to systems that are unable to interface and operate between and across supply chain segments. Lack of standard indicators and definitions for supply chain performance measurement, lead to poor visibility of in-country supply chains.

There are issues and challenges that affect multiple segments of the supply chain. These cross-cutting issues are diverse and may involve a range of issues, for example, the lack of financial monitoring systems alongside logistical processes. There are often no structured means of tracking financial flows as they relate to the supply chain processes.

There is also often a lack of skilled human resources in supply chain management. The lack of specialisation may be even more acute in areas such as cold chain management and data management.

Cross-cutting issues affecting all segments



Warehousing, distribution & reorder

UNICEF provides technical support for distribution planning, especially for large scale campaigns (e.g., polio immunization, bed net distribution and where multiple products are being delivered). Help is given to estimate requirements in cold chain equipment and support commissioning and installation. UNICEF training is strengthening warehouse and inventory management.

Utilisation by end-user

UNICEF is developing tools that close feedback loops so that improvements can be made in the design of products, packaging, and modes of distribution. The implementation of mHealth technologies, which include barcoding for faster data transmission is an example.

Monitoring & evaluation

UNICEF works with governments and partners to support the development of recognised supply chain data standards, with a view to establishing management information systems and system inter-operability. Additionally, standard supply chain indicators are being defined, allowing for monitoring of performance via dashboards and scorecards for in-country supply chains. Easily deployable tools and guidance on assessing key aspects of supply chains are also being developed.

Cross cutting solutions apply across the supply chain and include, for example:

Helping countries to build systems that monitor both financial and logistical aspects of the supply chain.

Institutionalising and developing in-country capacity in supply chain management.

Through training and modernisation, supporting countries to improve the availability of quality data and the way governments analyse and manage this information.



End use monitoring

Health workers, teachers, women and children who use supplies have first-hand experience and insight into the suitability of UNICEF-procured products. Feedback from communities is critical for UNICEF to assess whether supplies are appropriate and durable in the environment where they are intended for use. Comments, concerns and suggestions from end users inform the development and improvement of products.

One example of eliciting user feedback in 2013 focused on experiences and perceptions of people in Afghanistan and Mauritania who were provided with UNICEF hygiene kits. UNICEF and government counterparts conducted focus group discussions with women, men and adolescents. Further in-depth discussions with women and adolescent girls explored the very real, but seldom talked-about, challenges they faced in menstrual hygiene management (MHM).

The feedback from Afghanistan and Mauritania gave UNICEF a better understanding of the economic and social difficulties that women face in addressing MHM, and ways in which they coped out of necessity, rather than choice. While such valuable feedback is very

helpful in identifying, from the users' perspective, the shortcomings of the standardised hygiene kits that UNICEF provided them, it also highlighted the compromises to women's health and dignity that results from poverty and deprivation.

In 2013, UNICEF made some important changes to its hygiene kit – and re-named it the “Hygiene and Dignity” kit. To meet MHM needs of women and adolescent girls, the new kit allows Country Offices to add products that are relevant to the users' specific context. Based on feedback from mothers and daughters, another important change was the reconfiguration of contents. While the old kit provided for the hygiene of two adults, the standard items that will be included in the new kit are intended for a family of five.

UNICEF will begin procuring the Hygiene and Dignity kit in 2014. An evaluation is planned in 2015 to determine whether the new kits are fit for purpose or if more changes are needed.





In a refugee camp on the Mauritania border, women provide feedback on whether the composition of UNICEF hygiene kits suits their needs.

A lesson **outside the box**

Menstrual hygiene management is much more than the supply and distribution of women's hygiene products. MHM is also about breaking down the perceptions and stigma that impede equal treatment of hygiene products that are specific to women.

At the institutional level, these barriers can be so structurally embedded that they are almost invisible. Supply Division's office in Copenhagen found that, unlike soap and toilet paper, janitorial service providers do not provision MHM products as a routine part of their contract. The office resorted to stocking MHM supplies in washrooms.

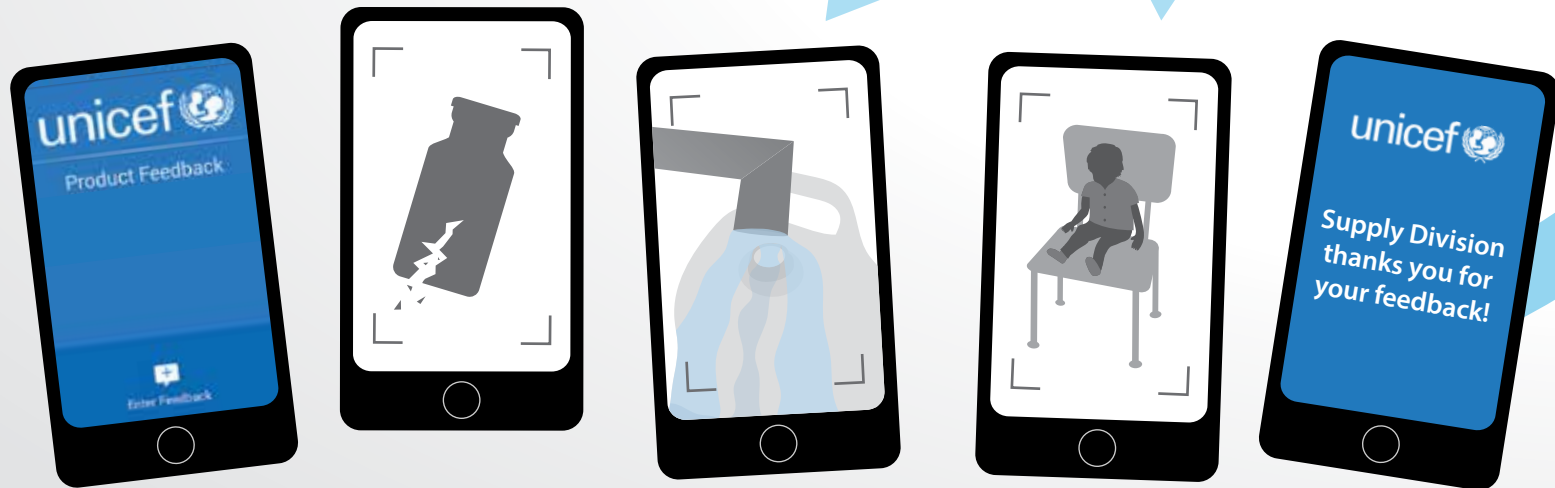
In any context where women live and work, the assumption that the provision of MHM supplies is optional requires re-thinking. It is the first thing that needs to happen if availability and choice are to be, in practice, the norm.

Monitoring supplies via the product feedback app


1 UNICEF procures over 2,000 different kinds of products every year. In places where these supplies are being used – for example, in health centres, schools and refugee camps – UNICEF staff observe whether supplies are being used as intended or if there are products that could be made more practical and appropriate for the people for whom they are meant.



2 In 2013 UNICEF used mobile technology to develop a Product Feedback app which staff can use to snap a photo of the issue to send (or save to send later) to a centralised database.



3 The app tightens up the communication between colleagues in the field and UNICEF Supply headquarters.



4 UNICEF Supply headquarters staff link to suppliers and others along the supply chain who can make corrections to the product or how it is delivered.



What about different packaging?
Plastic instead of glass?
Tablet form instead of liquid?



We have specifications for child-sized chairs and could see what local resources and capacity are available to build school furniture from local materials.



Prompt recording and follow up of feedback on supplies underscores UNICEF's commitment to providing quality supplies for children.

The app has been piloted in Benin, Nigeria, the State of Palestine and Zimbabwe. Results are being reviewed and consolidated.



Value for money – a decade of influencing the auto-disable syringe market

To support global efforts in promoting injection safety, UNICEF has been working with partners and industry to create a healthy market and ensure a reliable supply of Auto Disable (AD) syringes for global immunization programmes.

In 2003, the AD syringe market was dominated by European suppliers providing products at a relatively high price. UNICEF needed to mitigate the high costs and risks inherent in depending on too few suppliers. Information on the global demand and supply of AD syringes was used as a basis for advocating and making visible to industry the need for a more balanced market. Contract awards made over tender periods attracted new suppliers and created opportunities for smaller manufacturers to scale up their production so they could participate.

Tenders have challenged manufacturers to design a product that reduced the risk of re-use. In 2005, UNICEF expressed a preference for AD syringes in which the disabling mechanism was activated at the start of the injection - before the full fixed vaccine dose was given. The market developed and product design was refined and by the launch of the 2009-11 tender, UNICEF was able to include this preference in its awards.

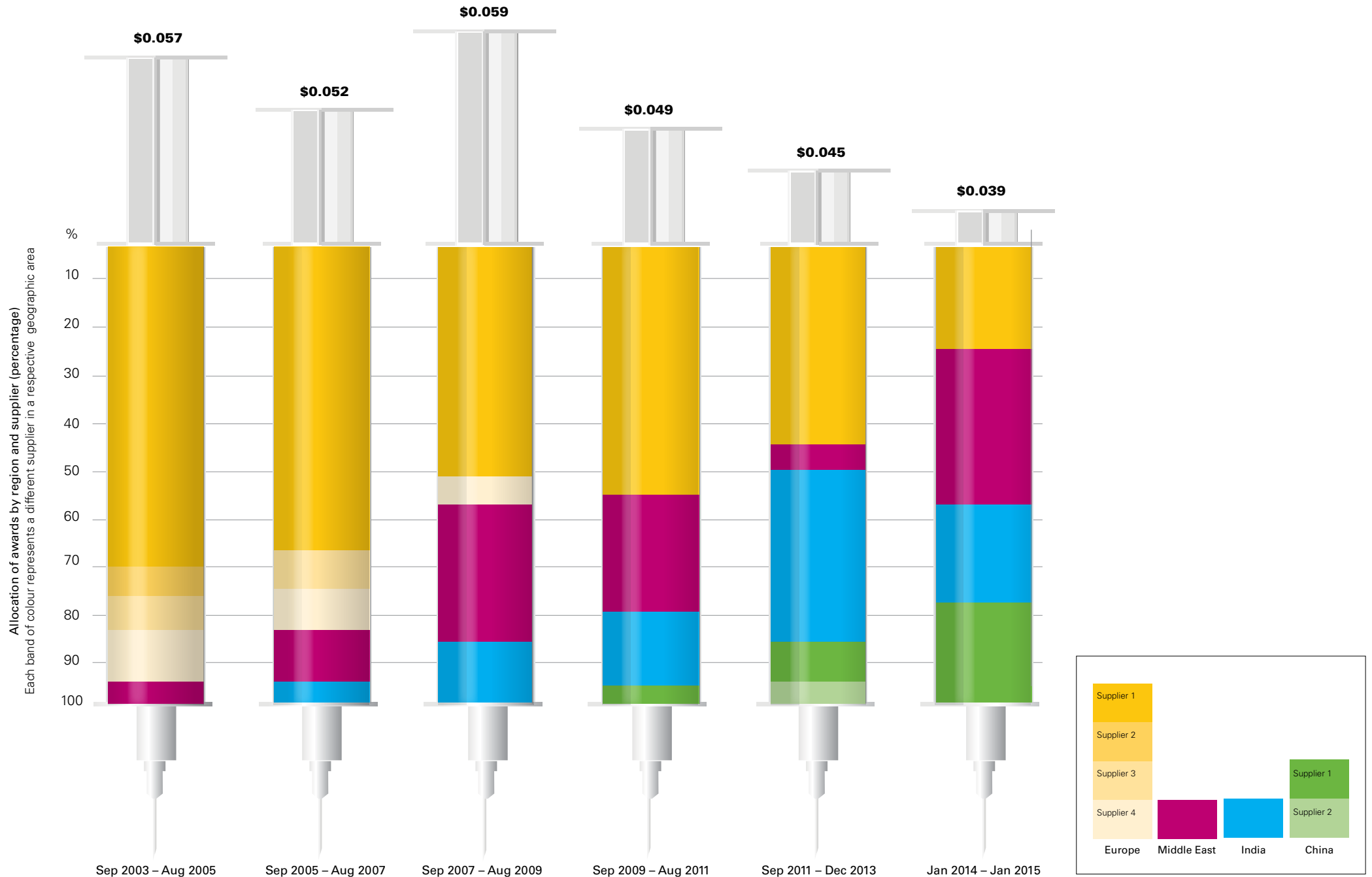
In the past decade, new suppliers have entered the market meeting the required technical and quality specifications. The illustration shows an expanding share in the Middle Eastern supply base, while new suppliers from India and China diversified available sources of AD syringes. The tender awards for 2014-15 are more evenly spread over suppliers located across the world. UNICEF achieved an 11 per cent reduction in the weighted average price (WAP) per syringe compared to the previous tender period. This price represents a potential \$5 million in savings over 2014-15.

As part of the broader strategy to optimise supply chains and increase value for money, UNICEF efforts in influencing the AD syringe market challenge suppliers to create products that reduce risk of re-use, and are more economical to transport and more sustainable. These improvements reduce the carbon footprint created in AD syringe production, delivery and disposal.

The tender for 2014-15 included “landed cost” as an evaluation criterion which adds the price of freight to the price of the product to ensure value for money. To calculate the landed cost, UNICEF conducted a benchmarking exercise that considered the shipping cost from the supplier to the international port nearest to countries where syringes would be used. The number of syringes that can fit into a shipping container is also considered – and depending on the size of the syringe and how it is packaged, this quantity currently varies from 500,000 to 1.8 million across different suppliers.

Diversity increases while price decreases: the AD syringe market over time

Weighted Average Price (per tender period)





Stopping malnutrition – an evolution of nutrition products and expansion of markets

Every year, 20 million children under five years old suffer from severe acute malnutrition (SAM) and one million die as a result. The development of nutrition products is inextricably linked with programmatic approaches that are used to reach vulnerable children.

Therapeutic milk has been available since 1999. It is a powder composed of milk, sugar, oil, vitamins and minerals. F-75 formulation is used to treat children in the most severe stages of SAM and when the condition of a weakened child is further complicated by illness such as diarrhoea or pneumonia. There is no product on the market that can be substituted for F-75. When the child's condition has stabilised, F-75 was replaced by F-100, a therapeutic milk with a higher caloric content. Therapeutic milk must be measured in a precise dosage and reconstituted with clean water. This treatment requires a trained health worker in a clinical setting. While therapeutic milk is itself an effective treatment, the survival of children depended also on whether families had access to facilities, and whether mothers or other caregivers could remain with their child until a full recovery was made.

Ready-to-use therapeutic food (RUTF) is a peanut paste mixed with milk vegetable oil, and sugar, and fortified with vitamins and minerals. RUTF was first procured by UNICEF in 2003. In just over ten years, UNICEF's yearly procurement of RUTF rose from 60 MT to 34,000 MT. Many factors contributed to this dramatic increase. It is an effective product with recovery rates as high as 90 per cent. It comes in pre-measured dosages, packaged in a sachet easy for a child to hold and consume the contents directly without assistance. RUTF has made possible expansion of the community management of acute malnutrition (CMAM). CMAM emphasises the role of front-line health workers to go into communities to identify malnourished children, rather than depending on parents to bring their child into a health facility. A mother whose child is identified as being malnourished is provided a full course of RUTF that she can give at home. Weekly checkups ensure that the target weight

is reached. CMAM allows medical staff in clinics to treat the most serious cases of SAM with F-75, and when children get better, they can be sent home to continue treatment with RUTF. The increase in the number of countries that are implementing CMAM, along with the expansion of CMAM within countries, generates an ever increasing demand for RUTF.

UNICEF's work in meeting the global demand for nutrition products focuses on expanding and diversifying the supplier base. From 2014 onwards, UNICEF will be employing strategies aimed at increasing the number of suppliers from which it procures F-75 and F-100. The number of RUTF suppliers has increased from one to twenty in just over a decade. UNICEF is working with governments and partners to increase the capacity of local producers who are making quality standard RUTF in countries where the product is used. In 2013, 22 per cent of RUTF procurement was sourced from African suppliers. UNICEF is aiming to increase this share to 50 per cent by 2017.

In 2007, UNICEF began procuring multiple micronutrient powder (MNP) – a product which can reduce anaemia in children over six months old by as much as 45 per cent. MNP is a combination of vitamins, iron, zinc and other minerals which mothers can sprinkle over their children's food. Global advocacy highlighting MNP's easy-to-use format and high impact has contributed to a ten-fold increase in MNP uptake in only five years.

UNICEF procures 80 per cent of the world's therapeutic milk, RUTF and MNP. However, it is estimated that today's supply is reaching only 25 per cent of global demand. The need to have more of these quality products on the market is the focus of collaborations to expand and diversify the supplier base and implement procurement and financing strategies to drive down prices. At the same time, enabling programmes and systems are essential in generating demand and appropriate use of these life-saving products.



Supplies that measure **nutrition status**

Health workers in a health facility use measuring devices, for example, the hanging scale and attached trousers or sling, to measure a child's weight. The health worker correlates weight against other characteristics, such as height and age, and with the help of a colour-coded growth chart, determines whether the child requires a nutrition intervention.

When health workers go into communities to assess malnourished children, the easy-to-carry, colour-coded Mid-Upper Arm Circumference (MUAC) measuring tape enables them to identify a child's nutrition status. Although MUAC tapes are used primarily for children, UNICEF also supplies MUAC tapes that measure the nutrition status of adults (e.g. pregnant women). In 2009, UNICEF updated its MUAC tapes to reflect WHO's revised guidelines on growth standards and the identification of severe acute malnutrition.

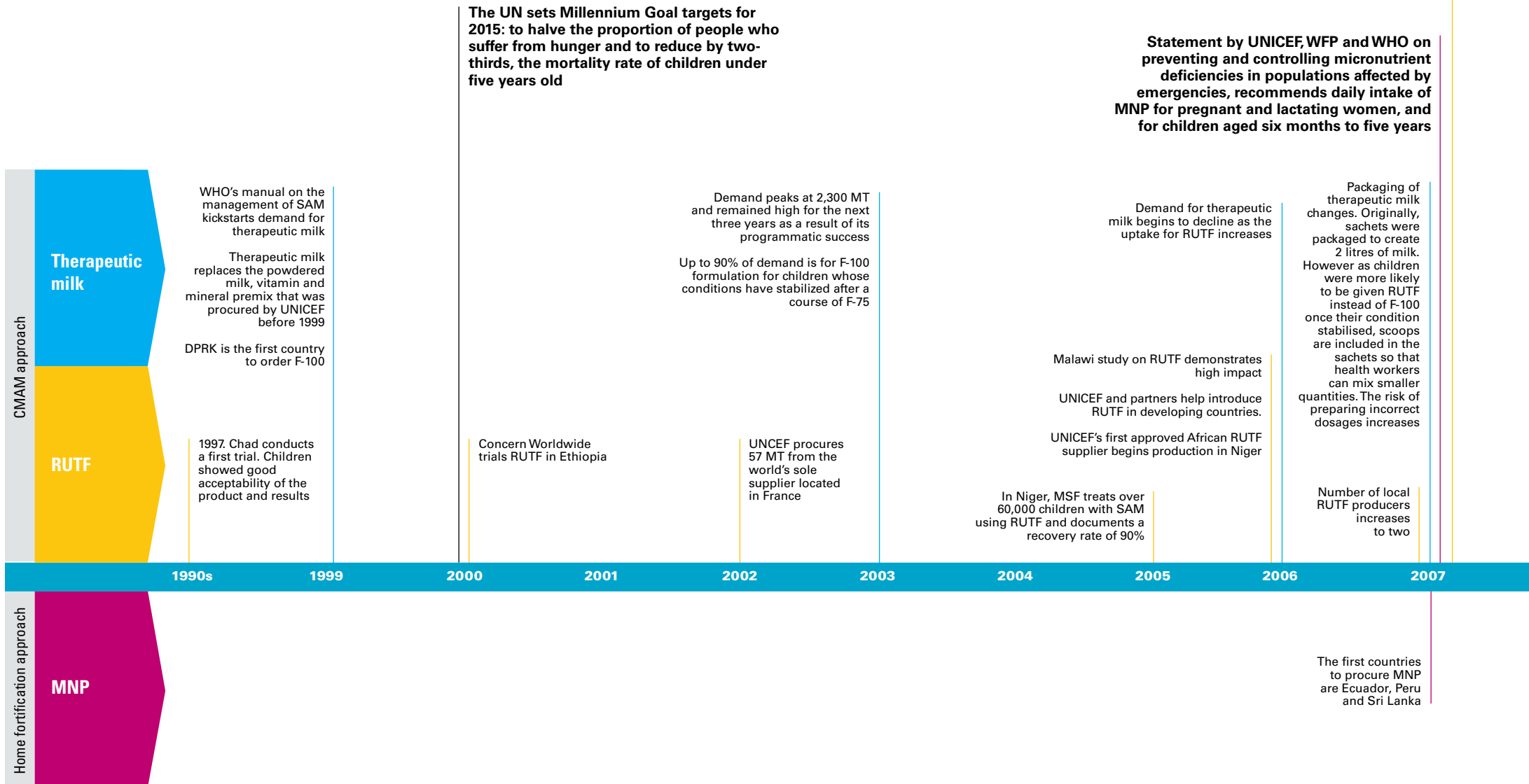
The availability of practical supply items that can reliably help health workers determine a child's nutrition status is essential in determining the best course of action towards recovery.

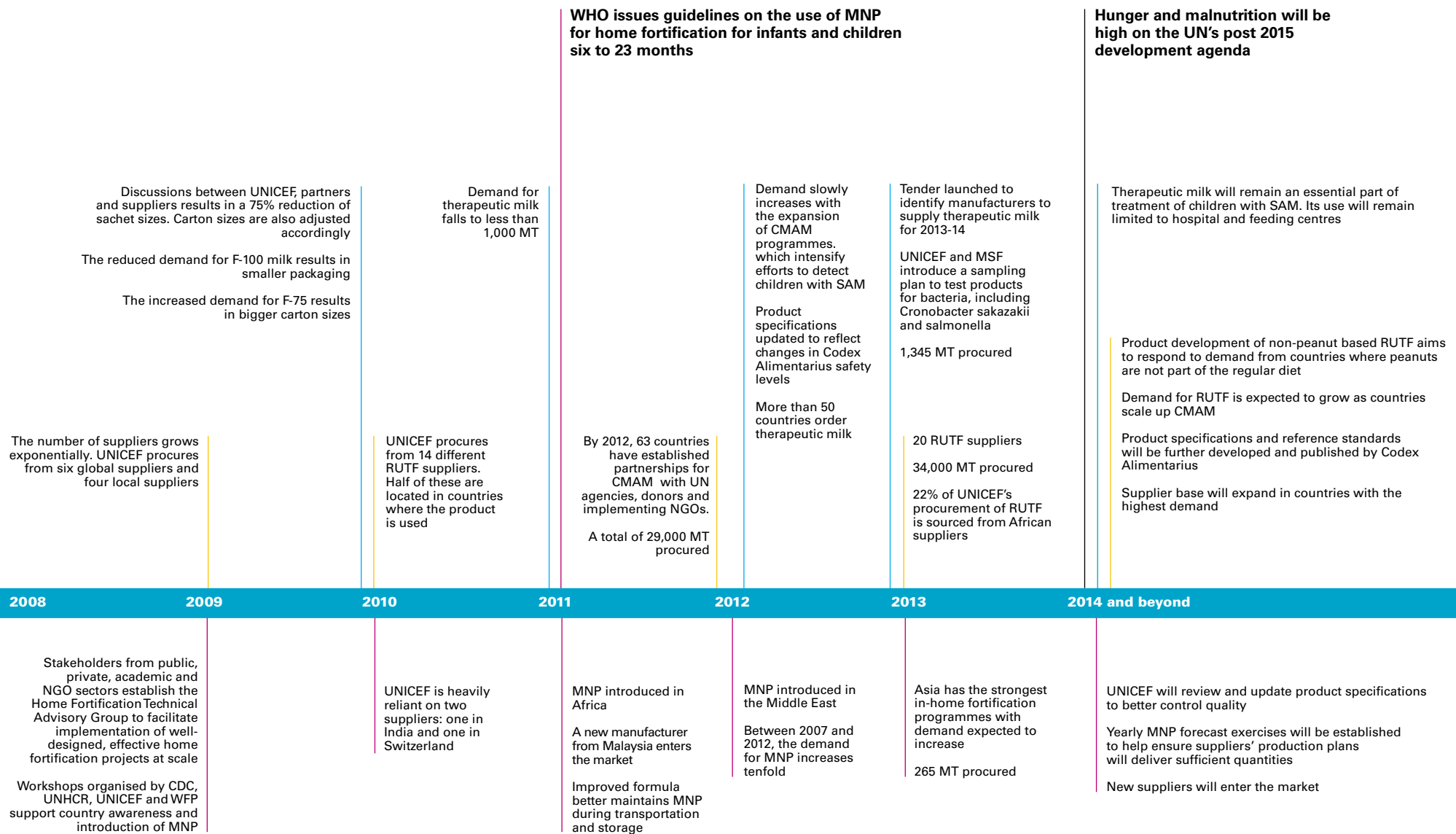


Key nutrition products over time

Statement by UNICEF, WFP, WHO, and the UN Standing Committee on Nutrition approves the use of RUTF and endorses the CMAM approach

Statement by UNICEF, WFP and WHO on preventing and controlling micronutrient deficiencies in populations affected by emergencies, recommends daily intake of MNP for pregnant and lactating women, and for children aged six months to five years







Bed nets – achieving market stability through partnerships

The use of long-lasting insecticidal nets (LLINs) is at the core of global health strategies to prevent malaria. UNICEF procured LLINs are recommended by the WHO Pesticide Evaluation Scheme (WHOPES) as meeting specifications on safety and quality. LLINs are designed to completely cover the bed, mat or other space where people sleep. The LLIN's insecticidal properties give added protection.

Between 2002 and 2013, UNICEF procured over 213 million LLINs for malaria-endemic countries. UNICEF's share of the total global LLIN delivery ranges from 20 to 37 per cent every year. Government procurement agencies for the UK Department for International Development (DFID), the Global Fund, USAID and the US President's Malaria Initiative (PMI) fulfil the remaining share for malaria prevention programmes.

Creating a healthy LLIN market starts with an accurate projection of the number of LLINs that global malaria prevention programmes need. Suppliers base their production plans on these forecasts, which help them make the necessary investments to ensure a supply of affordable LLINs accessible to children and families at risk.

Since 2008, UNICEF has focused its LLIN procurement strategy on a "pooled procurement" model. This

model relies on individual country forecasts for UNICEF procured LLINs that support governments in meeting and sustaining universal coverage. As LLIN programming is rolled out in these countries, UNICEF collects and compiles regular updates on LLIN quantities and implementation timelines and shares these with the suppliers which hold UNICEF long term arrangements.

In 2012, as a result of slowed or delayed financing, donor partners were able to fund less than half (70.2 million) of the 150 million LLINs projected for sub-Saharan Africa. This uncertainty in the market presented a major challenge to suppliers in managing their production levels, and in turn put at risk global access to malaria prevention interventions.

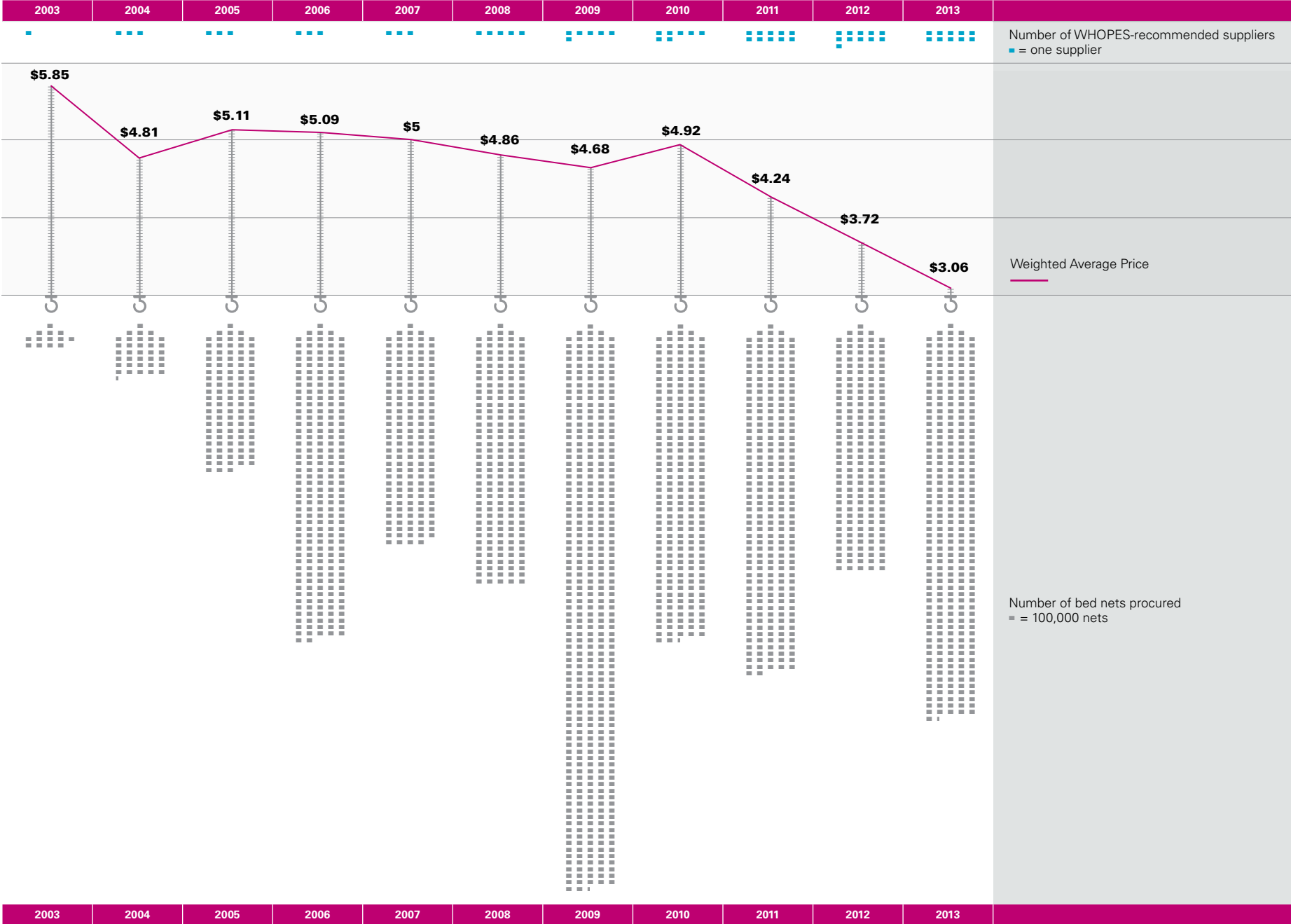
In August 2013, UNICEF hosted a consultation, arranged jointly with the Global Fund, to ensure timely access to quality LLINs. The consultation brought together 13 leading LLIN suppliers and 11 international members of the Roll Back Malaria Partnership, including the Secretary General's Special Envoy for Malaria. For the first time, partners were able to present a joint LLIN forecast which consolidated projections from DFID, Global Fund, UNICEF, USAID and the World Bank. Partners committed to transparency on forecasts and updates on future collaborations to

rationalise LLIN specifications, and to innovate and improve products. The commitment across partners, governments and industry set the stage to fulfilling the largest ever globally-coordinated LLIN initiative: the procurement and distribution of 190 million LLINs in 2014. The African Leaders Malaria Alliance (ALMA) took on the responsibility to track the financing and distribution as well as planning for the LLINs that will be procured.

The tender processes for this unprecedented quantity started with the Global Fund in September 2013 and resulted in multiple long-term arrangements being awarded. Increased certainty in forecasts built supplier confidence, setting the stage for increased competition. Such an enabling environment for a healthy market is expected to result in reduced prices.

The coordinated timing of tender exercises spread over other procurement agencies in the months following has been key to avoiding demand congestion. Suppliers have the time they need to plan their production, and countries have sufficient time to plan efficient campaigns and bolster their LLIN supply chains.

More than a decade of bed net procurement





Coordination and increased transparency across partners, governments and suppliers in 2013 will facilitate the procurement of 190 million LLINs in 2014. This largest ever global LLIN initiative will protect nearly 400 million people from malaria, and potentially save the lives of more than 1.3 million children.

Supply partners

Virtually all of UNICEF's work supporting supply chains for children has interdependencies with partners. The list that follows is far from exhaustive, and represents Supply Division's key engagements in 2013.

UN family

Food and Agriculture Organization (FAO)
 Office of the Secretary General's Special Envoy for Malaria
 Pan-American Health Organization (PAHO)
 UNAIDS
 UN Development Programme (UNDP)
 UN High Commissioner for Refugees (UNHCR)
 UN Humanitarian Response Depots (UNHRD)
 UN Office for Project Services (UNOPS)
 UN Office for the Coordination of Humanitarian Affairs (OCHA)
 UN Population Fund (UNFPA)
 The World Bank
 The World Food Programme (WFP)
 World Health Organization (WHO)

Academia, foundations and private sector

Bill and Melinda Gates Foundation (BMGF)
 Columbia School of International and Public Affairs
 Danmarks Tekniske Universitet (DTU)
 Developing Countries Vaccine Manufacturers Network
 Fritz Institute
 IKEA Foundation
 UPS Foundation
 The International Federation of Pharmaceutical Manufacturers & Associations (IFPMA)

The supply function aims to be a better partner by ensuring a timely and collaborative approach, being self-reflective, and valuing giving support to the shared results of others.

Governments and international financial institutions

African Development Bank (AFDB)
 Canadian International Development Agency (CIDA)
 Department for International Development (DfID) (UK)

European Commission (EC)
 Islamic Development Bank (IDB)
 Japan International Cooperation Agency (JICA)
 Kreditanstalt fuer Wiederaufbau (KfW)
 United States Agency for International Development (USAID)
 US President's Malaria Initiative (PMI)

Partnerships create higher impact and value for money, generate evidence, drive down prices, make new products available and ensure that more children benefit from supply interventions.

Health and supply chain

Africa Leaders for Malaria Alliance (ALMA)
 Alliance for Malaria Prevention (AMP)
 Clinton Health Access Initiative (CHAI)
 The Global Alliance for Vaccines and Immunisation (GAVI Alliance)
 MDG Health Alliance
 Micronutrient Initiative
 People that Deliver (PtD)

Program for Appropriate Technology in Health (PATH)
 Roll Back Malaria Partnership (RBM)
 Technet
 UNITAID

Working in partnership strengthens the supply function's competencies and significantly increases results for children.

Civil society

CARE International
 International Committee of the Red Cross (ICR)
 International Federation of Red Cross Societies (IFRC)
 Médecins Sans Frontières (MSF)
 Oxfam
 World Vision

In 2013 UNICEF procured \$1,353 million in essential supplies on behalf of governments and other partners in 99 countries, administering over 650 Procurement Services Agreements with governments, NGOs and UN Agencies.

86%
 of UNICEF procurement is in collaboration with UN agencies.



Includes operations in Copenhagen and warehouse hubs in Dubai, Panama and Shanghai from Jan to Dec 2013.

362
thousand
kits packed

1,300
Average number of pallets shipped weekly

Number of days
warehouse staff
deployed to support
emergency response

633

\$115
million
Value of throughput

Weight of supplies
dispatched
18,824 MT



A new **warehouse**

UNICEF's global supply warehouse moved into new premises in Copenhagen's free port in 2012 and became fully operational in February 2013. The new building and offices that is home to Supply Division was a gift from the Government of Denmark and expresses the country's commitment in supporting international efforts to achieve results for children.

In contrast to the previous warehouse where pallets of supply items could be moved only by forklift trucks, the new warehouse has an automated track and conveyor system where the loading, stacking and picking of pallets are managed by computer. With a click of a button, the computer directs incoming pallets of supplies to a bank of robots that electronically sense incoming pallets, lift them off the track, and shelve them inside an 8-storey storage bay large enough to fit 6,000 20-foot containers. About half of the supply orders are processed with no hands-on assistance needed. The computer recognises orders, calls up correct items in the required quantities and moves pallets along the conveyor system where they are automatically wrapped, boxed, sealed and labelled.

As shown in the photo (left) the packing of kits continues to be manual. The largest orders processed at the global warehouse are for health kits, followed by water and sanitation and education kits. In 2013, the demand for kits reached an all-time high with orders for 362,000 kits fulfilled.

The warehouse computer system allows staff to monitor the status of the warehouse inventory in real time. This information pinpoints supply items in process – when they are received, packed or dispatched. For any given moment staff can find out what supply orders are pending and which are ready for shipping. Such precision helps identify where workflows can be adjusted to speed up and streamline processes.

In 2013, UNICEF's global warehouse in Copenhagen and warehouse hubs in Dubai, Panama and Shanghai achieved a 45 per cent increase in throughput compared with 2012. The total value of supply items processed increased from \$78.5 million to \$115 million.

Procurement and supply overview 2013

(in \$ millions)

Total procured
\$2,839

Supplies and services for 134 countries and areas

- **Emergency**

\$127

Supplies to 33 countries and areas

- **Procurement Services**

\$1,363

Supplies to 99 countries

Key commodity groups

Vaccines

\$1,286

- 2.79 billion doses for 100 countries
- UNICEF supplies vaccines reaching 38 per cent of the world's children



Pharmaceuticals

\$197


- 279 million de-worming tablets
- 15.2 million packs of ARV formulations for over 808,000 adults for one year in 32 countries
- 24.3 million ACT malaria treatments
- 34.3 million ORS sachets
- 164.2 million zinc tablets



Nutrition

\$166

- 34,000 MT of RUTF – 22 per cent was sourced in Africa
- 509 million vitamin A capsules for 50 countries



Medical supplies and equipment

\$142



- 13.2 million HIV diagnostic tests
- 13.7 million malaria rapid diagnostic tests
- 110,500 medical kits for 62 countries
- 710 million immunization syringes
- \$32 million in cold chain equipment

International Freight

\$101



- 9,218 shipments
- Air freight valued at \$1.3 million was generously donated by AsianAir, British Airways, Emirates, KLM, Panalpina, UPS and Virgin Atlantic

Water & Sanitation

\$91



- 463 million water purification tablets which could clean 7.2 billion litres of water
- 41,000 water and sanitation kits for 56 countries
- 212,000 adult hygiene kits

Bed nets

\$91



- 29 million LLINs to 38 countries

Construction

\$70

- 43 countries
- Nearly two-thirds of construction activities focused on support for education facilities



Education Supplies

\$57



- 24,000 classroom kits
- 140,000 country-specific classroom kits
- 32,000 Recreation Kits
- 14,000 Early Childhood Development Kits

Printing

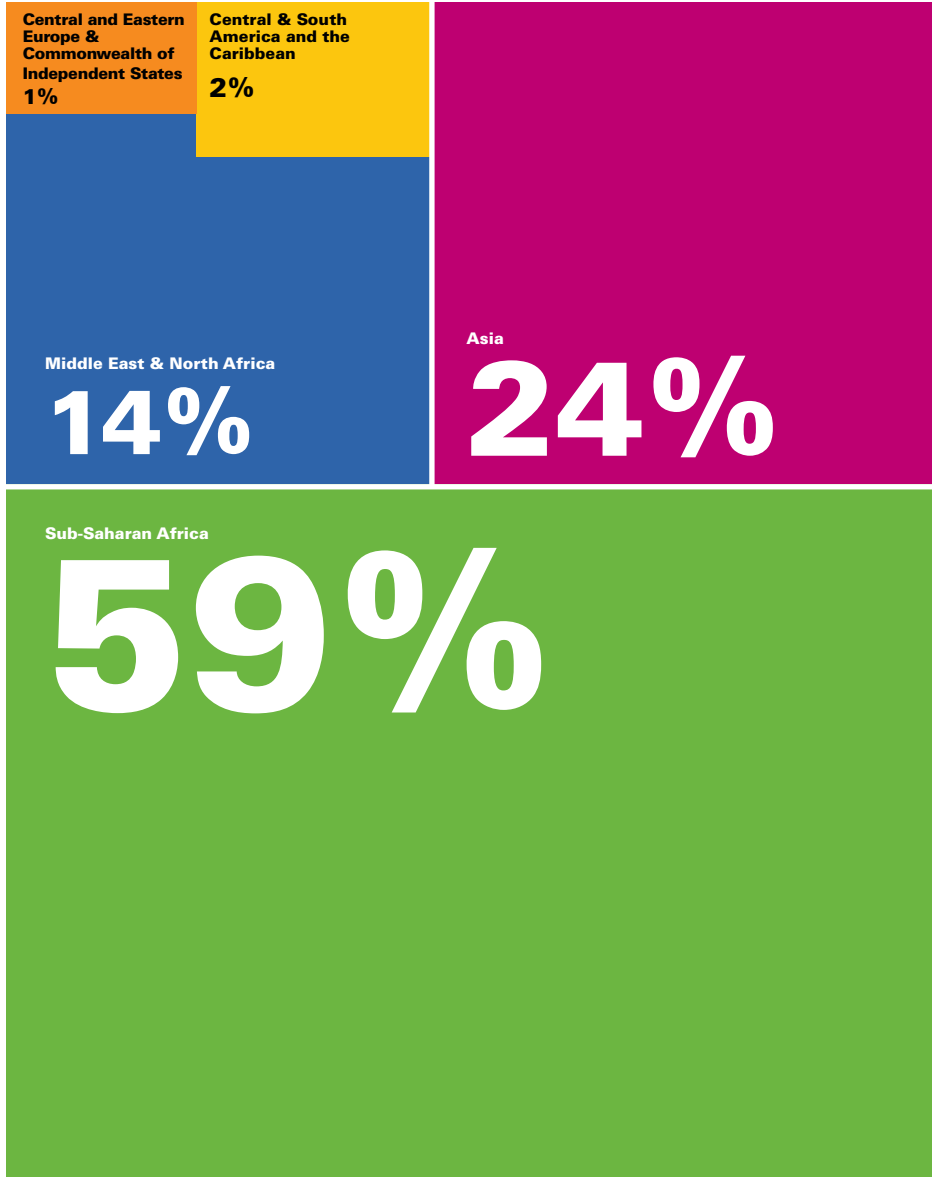
\$42



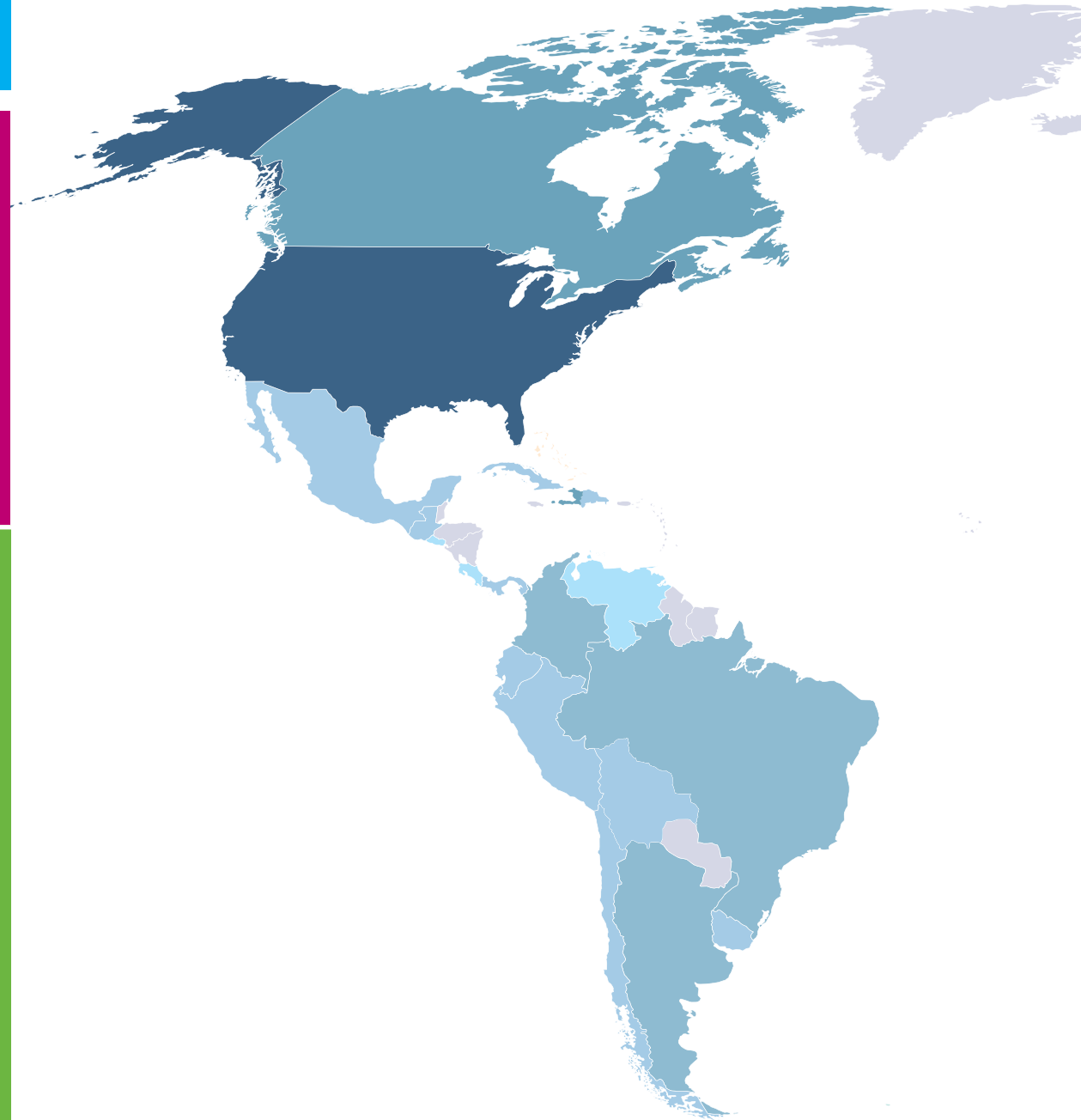
- Locally-contracted printing for teaching and learning materials, text books, advocacy and awareness-raising posters, pamphlets, etc.

Where UNICEF supplies were used

(by percentage)



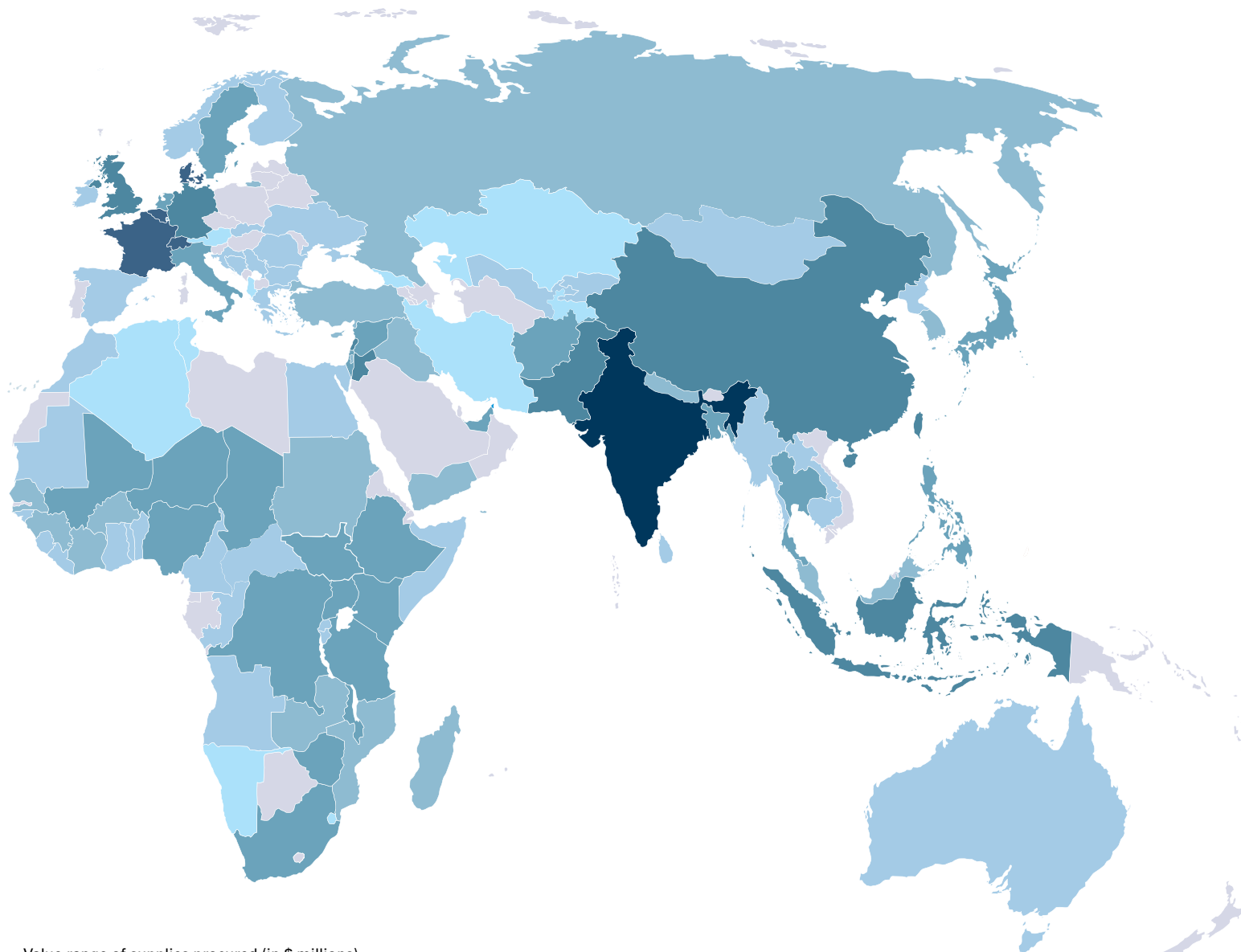
Supplier countries



Countries in which procurement exceeded \$10 million

(based on country of invoice, in \$ millions)

Two thirds of these are countries where UNICEF has development programmes.



Country/area	Value (\$)
India	676
United States	343
Belgium	316
Switzerland.....	197
France	192
Denmark	128
United Kingdom	70
China.....	49
Germany.....	37
Pakistan	35
Jordan.....	32
Indonesia.....	31
Lebanon.....	31
Zimbabwe.....	29
Netherlands (the).....	29
United Republic of Tanzania (the)	27
Ethiopia.....	21
Italy	21
South Africa.....	20
Nigeria	18
Kenya	18
Afghanistan	15
Philippines (the).....	14
Canada.....	14
Haiti	14
Mali	14
Japan	14
Uganda	13
Democratic Republic of the Congo (the).....	13
Malawi	12
Sweden.....	12
Syrian Arab Republic (the).....	12
United Arab Emirates (the)	11
South Sudan	11
Niger (the)	11
Chad.....	11
Bangladesh.....	11
Israel	10
Thailand.....	10

Value range of supplies procured (in \$ millions)

0 - 0.5 0.5 - 1 1 - 5 5 - 10 10 - 30 30 - 100 100 - 500 500 +





Savings

UNICEF's procurement strategies aim to increase the availability and affordability of essential commodities, diversify the supplier base, and support the introduction of new and more effective products.

Implementation requires close collaboration amongst global health partners, donors, receiving governments and suppliers.

Procurement strategies with a focus on value for money and innovative financing mechanisms generated over \$184.9 million in actual savings in 2013.

These savings indicate that progress is on track towards achieving a minimum of \$810 million in projected savings between 2012 and 2017.

The Advance Market Commitment (AMC) incentivises suppliers with prequalified vaccines meeting the AMC target product profile to scale-up production and make these products available for introduction and subsequent routine programmes in 38 countries by the end of 2013. A reduction in the 2013 price was achieved through financial guarantees and special contracting.

Partners: AMC donors, BMGF, GAVI, WHO, suppliers

UNICEF's approach to maintaining a competitive market and optimising volumes in the procurement of medical devices made possible obtaining lower prices in 2013.

Partners: suppliers

UNICEF continued its strategic approach to the procurement and delivery of antiretroviral (ARV) medicines, including paediatric treatments. Increases in demand for first- and second-line regimens and the continued impact of generic competition with new suppliers entering the market made possible further price reductions in 2013 compared to 2011.

Partners: Global Fund, WHO, suppliers

Information on government plans to introduce rotavirus vaccine enabled UNICEF to identify the required quantities and obtain savings by employing long term arrangements including firm contracting, advance payment and contracting in Euros.

Partners: BMGF, GAVI, WHO, suppliers

An additional supplier obtaining WHO pre-qualification in 2013 resulted in an increase in supply availability. Through competitive price offers and special contracting arrangements, UNICEF succeeded in reducing the WAP from 2012 by \$.005 per dose in 2013 and 2014.

Partners: WHO, GPEI, suppliers

Pneumococcal vaccine
\$2.2 million

Bed nets
\$16.8 million

Medical equipment
\$715 thousand

ARV medicines
\$28.6 million

Pentavalent vaccine
\$19.8 million

Sleeping mats and thermal blankets
\$560 thousand

Rotavirus vaccine
\$108.4 million

Amoxicillin DT
\$197 thousand

Oral polio vaccine
\$7.7 million

With the aim of establishing a healthy, stable global market, UNICEF's partnership with the Global Fund, USAID and DfID combined well-planned procurement and funds availability. As a result, the reliability of forecasting improved and enabled savings in procurement while meeting programme implementation timelines.

Partners: African Leaders Malaria Alliance, GFATM, the Roll-Back Malaria Partnership, Alliance for Malaria Prevention, UNITAID, the UN Special Envoy for Malaria, UNDP, USAID, DfID, WHO, the World Bank, suppliers

Emerging market suppliers continue to offer lower prices and, as more suppliers entered the market, competition was stimulated. Innovative contracting terms along with the expanded and diversified supplier base contributed to price reductions and savings. Countries' continued preference for the lower priced 10 dose vial also helps reduce the total costs.

Partners: BMGF, GAVI, WHO, suppliers

UNICEF and UNHCR aligned technical specifications and combined forecasted quantities, and tendered jointly. As a result, the unit cost of sleeping mats and thermal blankets dropped by 8 percent and 13 percent respectively.

Partners: UNHCR, suppliers

Since WHO's 2012 recommendation of amoxicillin dispersible tablets (DT) as the first line treatment for childhood pneumonia, UNICEF has increased its global supplier base for the product. We have also advocated its increased use over other formulations, including bottled oral suspensions which are more expensive, and more complex to administer to patients. The cost of one pneumonia treatment using an oral suspension formulation is equivalent to two treatments using amoxicillin DT.

Partners: WHO, UN Commission on Life Saving Commodities for Mothers and Children, suppliers

UNICEF global procurement statistics

Annex 1 (page 44)

UNICEF procurement by country/area and US\$ value, aggregating local, country to country and international figures.

Annex 2 (page 46)

UNICEF procurement by country/area, supplier and category, giving separate US\$ values for local, country to country and international procurement (orders with a combined value of over US\$100,000).

Annex 3(a) (page 81)

Destination countries/areas for UNICEF procured commodities, aggregating local, country to country and international procurement.

Annex 3(b) (page 82)

UNICEF countries/areas where services were used, aggregating local, country to country and international procurement.

Annex 4 (page 83)

Number of companies invited to bid by Supply Division and responses received, by country/area.

You can view a list of contracts awarded by Supply Division here:
http://www.unicef.org/supply/index_27009.html.

Local

Goods and services procured by Country Offices for local delivery and subject to the principle of competitive bidding from local suppliers.

Country to country

Goods and services procured on behalf of another country, or international procurement by Country or Regional Offices, and subject to the principle of competitive bidding.

International

Goods and services procured by Supply Division, or by Country Offices through Direct Order arrangements, or by other Headquarter Divisions and subject to the principle of international competitive bidding.

Annex 1

UNICEF procurement by country/area and US\$ value, aggregating local, country to country and international figures

Country/area	Value (\$)	Country/area	Value (\$)
Afghanistan	14,557,821	Ecuador	1,275,799
Albania	902,101	Egypt	2,196,223
Algeria	949,300	El Salvador	821,050
Angola	3,176,114	Equatorial Guinea	218,874
Antigua/Barbuda	6,000	Eritrea	108,529
Argentina	9,656,719	Ethiopia	21,400,174
Armenia	230,319	Fiji	669,059
Australia	4,060,459	Finland	2,471,221
Austria	951,666	France	191,790,750
Azerbaijan	344,264	Gabon	248,627
Bangladesh	10,507,228	Gambia (the)	151,461
Barbados	134,203	Georgia	962,578
Belarus	163,152	Germany	36,927,199
Belgium	316,011,512	Ghana	3,166,308
Belize	213,052	Greece	2,243,772
Benin	1,982,314	Guatemala	2,110,712
Bhutan	335,918	Guinea	9,221,100
Bolivia (Plurinational State of)	1,352,989	Guinea-Bissau	1,609,009
Bosnia and Herzegovina	1,378,746	Guyana	251,891
Botswana	216,846	Haiti	14,084,915
Brazil	9,395,312	Honduras	379,793
Brunei Darussalam	16,138	Hungary	90,445
Bulgaria	2,223,240	India	675,814,849
Burkina Faso	9,965,530	Indonesia	31,470,886
Burundi	3,925,011	Iran (Islamic Republic of)	514,226
Cabo Verde	102,050	Iraq	8,230,505
Cambodia	1,939,795	Ireland	2,096,777
Cameroon	2,989,103	Israel	10,413,479
Canada	14,124,018	Italy	21,394,446
Central African Republic (the)	3,465,602	Jamaica	386,686
Chad	10,694,811	Japan	13,515,704
Chile	2,188,856	Jordan	31,958,113
China	49,112,972	Kazakhstan	581,840
Colombia	7,250,704	Kenya	18,251,621
Comoros (the)	352,466	Kiribati	446,017
Congo (the)	3,957,792	Kyrgyzstan	4,610,233
Costa Rica	949,871	Lao People's Democratic Republic (the)	1,048,715
Côte d'Ivoire	6,160,113	Latvia	136,355
Croatia	1,082,218	Lebanon	31,359,692
Cuba	1,000,805	Lesotho	352,025
Cyprus	5,417,937	Liberia	4,014,106
Czech Republic (the)	360,410	Libya	458,684
Democratic People's Republic of Korea (the)	1,895,272	Lithuania	64,258
Democratic Republic of the Congo (the)	12,922,494	Luxembourg	8,901,045
Denmark	127,510,861	Madagascar	9,401,338
Djibouti	369,091	Malawi	12,378,083
Dominican Republic (the)	2,938,645	Malaysia	5,163,753

Country/area	Value (\$)	Country/area	Value (\$)
Maldives	264,361	Spain	4,189,425
Mali	13,599,272	Sri Lanka	2,396,346
Mauritania	3,143,633	State of Palestine	6,532,671
Mauritius	174,834	Sudan (the)	9,073,463
Mexico	1,685,498	Suriname	212,670
Micronesia (Federated States of)	33,738	Swaziland	579,381
Mongolia	2,447,018	Sweden	12,080,733
Montenegro	353,077	Switzerland	196,741,615
Morocco	1,221,758	Syrian Arab Republic (the)	11,903,986
Mozambique	5,417,151	Tajikistan	926,511
Myanmar	3,566,616	Thailand	10,110,348
Namibia	642,690	The former Yugoslav Republic of Macedonia	179,342
Nepal	5,272,162	Timor-Leste	921,147
Netherlands (the)	29,009,382	Togo	1,503,762
New Zealand	291,895	Trinidad and Tobago	1,417
Nicaragua	433,886	Tunisia	593,696
Niger (the)	10,838,661	Turkey	7,574,278
Nigeria	18,401,073	Turkmenistan	205,457
Norway	2,119,653	Uganda	12,941,119
Oman	344,767	Ukraine	1,625,048
Pakistan	34,672,431	United Arab Emirates (the)	11,400,830
Panama	1,401,753	United Kingdom	70,092,978
Papua New Guinea	146,827	United Republic of Tanzania (the)	27,009,618
Paraguay	269,481	United States	342,608,968
Peru	1,797,098	Uruguay	1,735,615
Philippines (the)	14,174,507	Uzbekistan	1,412,887
Poland	378,440	Vanuatu	221,648
Portugal	390,815	Venezuela (Bolivarian Republic of)	670,995
Qatar	73,836	Viet Nam	344,700
Republic of Korea (the)	6,831,811	Yemen	7,862,686
Republic of Moldova	264,255	Zambia	9,829,395
Romania	2,986,681	Zimbabwe	29,361,229
Russian Federation (the)	7,954,754		
Rwanda	2,806,395		
Sao Tome and Principe	11,544		
Saudi Arabia	281,256		
Senegal	5,922,168		
Serbia	1,464,620		
Seychelles	102,130		
Sierra Leone	3,456,226		
Singapore	958,065		
Slovak Republic (the)	1,462,304		
Slovenia	21,608		
Solomon Islands	268,410		
Somalia	2,232,318		
South Africa	20,407,656		
South Sudan	11,222,826		

Annex 2

UNICEF procurement by country/area, supplier and category, giving separate US\$ values for local, country to country and international procurement (orders with a combined value of over US\$100,000)

Supplier	Commodities	Local	Country to country	Value (\$) International
Afghanistan				
Abdul Sardar Logarwal Ltd	Clothing & Footwear	658,139	70,044	392,002
Afghan Professional Printers	Education Supplies, Printing	270,447		
Aina Media & Culture Center	Other Services	380,469		
Community Systems Foundation	Other Services	165,997		
Essa Jawid Ltd	Education Supplies	258,583		
Farhad Iqbal Construction Company	Other Services	139,001		
FKH Media	Other Services	149,983		
Haji Mohammad Arif Banjara Frosh	Clothing & Footwear, Medical/Hygiene Kits, Water & Sanitation	158,517		
Health Protection And Research Organization	Other Services	414,877		
IDG Security (Afghanistan) Ltd	Other Services	1,015,458		
Io Global Services Pvt Ltd	Other Services	189,148		
Jubaili Bros Co Ltd	IT & Office Supplies, Other Goods, Water & Sanitation	362,642		
Kapul Advertising Company	Other Services	227,171		
KPMG Afghanistan Ltd	Other Services	444,039		
Lapis Ltd	Other Services	1,476,880		
M/S Eureka Research Co Ltd	Other Services	169,621		
Mahmoodi Group Ltd	IT & Office Supplies, Water & Sanitation	100,247		
National Fuel Co Ltd	Fuel & Lubricants	1,159,337		
New Jabel Saraj Transport	Other Services, Transport	825,746		
Omid Sadiqey Co. Ltd	Medical Equipment	176,348		
Payame Sazandegi Road and Construct Co	Other Services	176,440		
Peace Training & Research Organization	Other Services	111,334		
RMA Group Afghanistan Ltd	Fuel & Lubricants, Other Services	173,956		
Silk Route Training and Research Organization	Other Services	1,543,674		
Social And Health Development Programme	Other Services	131,577		
Society for Sustainable Development	Other Services	117,098		
Telecom Development Company Afghanistan Ltd	Other Services	152,326		
Triple Canopy Ltd	Other Services	1,093,967		
Zadran Group of Companies	Other Goods & Services	431,082		
Albania				
Albania Experience Sh P K	Other Services	117,649		
Mania Card - Free Card Advertising	Other Services	115,511		
Algeria				
Sarl Ibn Ziri	Education Supplies, Other Goods & Services, Printing	130,851		
Unity Advertising	Other Services	112,433		
Angola				
AI2N-Integrated Management Solutions Lda	Other Services	419,761		
EAL - Edicoes De Angola Lda	Printing	343,366		
EMP -Trans Lda	Other Services	513,165		
Eurostral	Transport	113,913		
GB Consultores Reunidos Lda	Other Services	114,620		
Oscar Gil Produções	Other Services, Printing	154,675		
SLC Servico De Logistica E Carga SA	Other Services	351,028		
Toyota De Angola Sarl	Transport	110,619		
Argentina				
Adecco Specialties SA	Other Services	366,971		
Al-Marifat Srl	Other Services	131,004		
Anselmo L Morvillo SA	Printing	251,116		

Supplier	Commodities	Local	Country to country	Value (\$) International
Cat Technologies Argentina SA	Other Services	379,977		
Clawi SA	Other Services	151,855		
Cotecsud Sase	Other Services	580,829		
Covedisa SA	Other Services	127,311		
Dicopack SA	Water & Sanitation			1,084,214
Ediciones Emede SA	Printing	103,777		
Full Marketing SA	Other Services	518,588		
Latinoamerica Dona SA	Other Services	258,265		
Next Latinoamerica SA	Other Services	825,240		
Organización Coordinadora	Other Services	309,017		
Oscar Britos Srl Muebles Escolares	Education Supplies	434,678		
Paula Del Castillo SRL	Other Services	868,581		
Soluciones De Contacto SA	Other Services	434,082		
Tecnologia Y Cableados SA	Other Services	158,162		
Unidadcom Empresa & Comuidad SA	Other Services	131,513		
Australia				
Codan Ltd	Communication Equip., Transport		70,044	392,002
Griffith University	Other Services		266,300	
Pactel International	Other Services		124,038	
Pall Australia	Water & Sanitation			399,740
The Albion Centre (Albion)	Other Services		160,865	
UoM Commercial Ltd	Other Services		339,531	
Austria				
BBM Austria	Communication Equip., IT & Office Supplies		209,064	
Sandoz GmbH	Pharmaceuticals			398,029
VWR International GmbH	Laboratory Supplies			100,842
Bangladesh				
Bangladesh Progressive Enterprise Press Ltd	Printing	392,978		
Caritas Bangladesh	Other Services	301,491		
Concern Universal	Other Services	639,757		
Evergreen Printing And Packaging	Printing	372,909		
Flora Ltd	Communication Equip., IT & Office Supplies, Printing	180,207		
G4S Secure Solutions Bangladesh (P) Ltd	Other Services	139,468		
Gazi Enterprise	Education Supplies, Other Goods, Printing, Water & Sanitation	424,216		
Globe Stationery	Clothing & Footwear, Education Supplies, IT & Office Supplies	115,881		
Goodwill Trade International	Communication Equip., Education Supplies, Nutrition, Other Goods, Transport	642,296		
Himalaya Trading Co	Nutrition	133,546		
Linde Bangladesh Ltd	Medical Equipment, Other Services	365,358		
MK Printers And Packaging	Printing	187,783		
mPower Social Enterprises Ltd	Other Services	141,683		
Orchid Printers	Education Supplies, Printing	13,620		180,000
Renata Ltd	Pharmaceuticals	766,963		
Smart Services Ltd	Other Services, Printing	245,233		
Square Pharmaceuticals Ltd	Pharmaceuticals	1,570		935,990
Tara Tari Ltd	Water & Sanitation	154,281		
The Nielsen Company (Bangladesh)	Other Services	161,729		
Western Engineering Co	Shelter/Field Equip.	187,615		
Zanala Bangladesh Ltd	Other Services	262,767		

Annex 2

UNICEF procurement by country/area, supplier and category, giving separate US\$ values for local, country to country and international procurement (orders with a combined value of over US\$100,000)

Supplier	Commodities	Local	Country to country	Value (\$) International
Belgium				
Alpinter SA/NV	Shelter/Field Equip.			4,368,078
Becton Dickinson International	Laboratory Supplies, Medical Renewable			14,099,891
Bief SA Bureau D'Ingenierie En Education	Other Services		140,833	
GlaxoSmithKline Biologicals SA	Vaccines/Biologicals			289,664,382
Hera	Other Services		132,396	
Instituut Voor Tropische G	Other Services		102,981	
Laboratoria Wolfs NV	Pharmaceuticals			182,225
Michiels Fabrieken NV	Nutrition			2,329,372
MSF Supply Scrl-Cv	Nutrition, Pharmaceuticals			1,137,737
Purna Pharmaceuticals NV	Pharmaceuticals			1,506,457
SITA	Other Services			1,305,808
Benin				
Agence De Médecine Préventive Amp	Other Services	319,592		
Cosmos Consulting	Other Services	178,779		
Imprimerie Tunde SA	Education Supplies, Printing	382,013		
Bolivia (Plurinational State of)				
Team Consult	Other Services		163,100	
Bosnia and Herzegovina				
Ultraprojekt Ltd	IT & Office Supplies, Shelter/Field Equip.	128,713		
Brazil				
Appco Group Brazil	Other Services	1,219,930		
Bio-Manguinhos	Vaccines/Biologicals			4,948,795
E Federle Carrocerias ME	Transport	165,803		
Griffo Servicos Gerais Ltda	Other Services	156,394		
International Fundraising	Other Services	1,076,608		
Lazzooli Consultoria Ltda	Other Services	100,760		
Simple Logistica Da Informacao Ltda	Other Services	136,423		
Bulgaria				
Marketing-V Ltd	Water & Sanitation			1,674,780
Burkina Faso				
Aceca International Sarl	Other Services	107,406		
Cadis-Burkina Sarl	Other Services	156,084		
Centre D'Etudes, De Recherches	Other Services		129,756	
Centre Muraz	Other Services		770,123	
CFAO Motors	Fuel & Lubricants, IT & Office Supplies, Other Goods, Transport, Water & Sanitation	146,019		
ECEE (Entreprise De Construction)	Other Services	142,308		
Eniam-Bâtiment Sarl	Education Supplies, IT & Office Supplies, Other Goods & Services	267,517		
Entreprise De Construction G&F	Other Services	1,043,163		
Entreprise De Gardiennage	Other Services	117,757		
Entreprise Gen. En Const. Electriques (EGCE)	Other Goods & Services	116,620		
Ent. Gen. De Serv. Hydrauliques	Other Services	414,653		
FGZ Trading	Education Supplies, Identific. & Signage, IT & Office Supplies, Printing	104,574		
GST (Generale Des Services Et Travaux- Burkina)	Other Services	146,416		
Hydrass-Burkina	Other Services	644,059		
Innofaso Sa	Nutrition, Other Services	1,121,674		
Le Mobilier Oubda Placide	Education Supplies, Other Services	185,256		
Madicom Tpc	Other Services	743,016		

Supplier	Commodities	Local	Country to country	Value (\$) International
Malibur Trading	Agriculture, Education Supplies, Household Technology, IT & Office Supplies, Medical Renewable, Nutrition, Water & Sanitation	106,279		
Projet Production Internationale	Other Goods & Services, Water & Sanitation	116,814		
Societe 2Sr	IT & Office Supplies, Other Services, Transport	123,045		
Société National de Transit du Burkina (SNTB)	Other Goods & Services	160,862		
Temfor	Other Services	433,258		
World Audit Corporate Sa	Nutrition		129,489	
Burundi				
Cardo	Other Services	310,256		
Cofoumat	Other Services	362,138		
Eci Entretien Et Construction	Other Services	277,427		
Estragechy	Other Services	193,705		
Gitec	Other Services	411,694		
Julie Pudlowski Consulting	Education Supplies, Other Services, Printing	50,520	58,025	
Maison Electro Xerographic Mex	Education Supplies, Identific. & Signage, IT & Office Supplies, Other Goods & Services, Printing	112,991		
Secog Société D'Etude Et	Other Services	162,244		
Tramwex	Transport	100,467		
Utema Travhydro Burundi	Water & Sanitation	104,525		
Cambodia				
Ariyathoar Print Shop	Printing	150,688		
Banna Kea Cheat	Education Supplies, Printing	116,751		
ICE	Communication Equip., IT & Office Supplies, Transport	501,836		
MSA Marketing Solutions Asia Ltd	Education Supplies, Other Services	104,781		
Total Cambodge	Fuel & Lubricants	117,270		
Cameroon				
Compagnie Equatoriale Des Travaux E	Education Supplies, IT & Office Supplies	102,048		
Dovv Distribution	Nutrition, Water & Sanitation	249,072		
Nziko Ets	Nutrition, Shelter/Field Equip., Water & Sanitation	42,648	108,882	
Sahel Water Sanitarion And Environment	Other Services	100,642		
Soc. Cam. De Raff. Maya & Co	Water & Sanitation	119,533		
VIP Location Services Sarl	Transport	104,599		
Canada				
Banner Pharmacaps (Canada) Ltd	Pharmaceuticals			1,339,925
Dundex	Other Services		785,335	59,850
Durabond Products Ltd	Other Goods		119,650	
Envirogard Products Ltd	Water & Sanitation			314,823
ES Tunis and Associates Inc	Other Services			220,260
Governing Council, University Toronto, Inst. for Studies in Education	Other Services		102,595	
Hatfield Consultant Partnership	Other Services		226,430	
International Bureau for Children's Rights (IBCR)	Other Services		536,635	
Intervax	Pharmaceuticals, Vaccines/Biologicals			6,471,298
Nutricorp International	Pharmaceuticals			358,688
Open Text Corp	IT & Office Supplies			172,938
The North-South Institute	Other Services			409,000
Universalia Management Group	Other Services		36,600	83,000
Université De Montréal, Centre De Promotion De La Santé	Other Services		103,735	

Annex 2

UNICEF procurement by country/area, supplier and category, giving separate US\$ values for local, country to country and international procurement (orders with a combined value of over US\$100,000)

Supplier	Commodities	Local	Country to country	Value (\$) International
Central African Republic (the)				
Alpha Constructions	Other Services	132,456		
Atelier A3 Sarl	Other Services	151,174		
CFAO Motors Centrafrique	Transport	777,165		
Dameca	IT & Office Supplies, Other Goods, Transport, Water & Sanitation	112,110		
Immo Concept Sarl	Other Services	167,676		
Interco	Other Services	239,304		
Le Maçon	Other Services	147,543		
Savex	Water & Sanitation	101,841		
Socagec	Other Services	307,736		
Total Centrafrique	Fuel & Lubricants, Other Goods, Warehousing	241,152		
Chad				
Abakar Moussa Chaffa	Other Services, Transport	279,058		
Abdrahamane Mahamat Moumine	Other Services	116,721		
Al Amanna Transport	Other Services, Transport	201,522		
Aubaine Graphic	Printing	421,662		
Balai Magique	Other Goods & Services	135,156		
CFAO Motors	Fuel & Lubricants, IT & Office Supplies, Other Goods, Transport, Water & Sanitation	257,595		
Cop Gard	Other Services	283,114		
Cossocim	Other Services	304,428		
Cyclo Tchad	Education Supplies, IT & Office Supplies, Transport	445,811		
Damco	Transport	126,192		
Ecomaf	Other Services	195,901		
Entreprise Al Riihana	Other Services	247,692		
Entreprise De Construction & Entret	Other Services	219,212		
ETS Abdoulaye Souleymane Bourma	Education Supplies, Fuel & Lubricants, IT & Office Supplies, Nutrition, Other Services, Transport, Water & Sanitation	188,184		
ETS Hout-Hout	Other Services	382,391		
ETS Moustapha Ali	Education Supplies, IT & Office Supplies, Other Goods, Printing	131,867		
Ibrahim Tidjani	Medical Equipment, Water & Sanitation	499,158		
Imprimerie Du Tchad	Printing	169,983		
Julie Pudlowski Consulting	IT & Office Supplies, Other Services, Printing	145,300		
Kempinski Hotel N'Djaména	Other Services	116,414		
Logistics International Tchad	Transport	260,854		
Sanimex	Other Services	339,830		
Sanoussi Mahamat	Fuel & Lubricants, Other Services	152,106		
Sedele	Other Services	201,340		
Societe Chalal	Clothing & Footwear, Other Goods, Printing, Shelter/Field Equip., Water & Sanitation	199,219		
Societe Guerri	Other Services	175,340		
Total Marketing Tchad	Fuel & Lubricants	149,609		
Chile				
Consultora Azul Ltda	Other Services	106,489		
Origen Consultores Ltda	Other Services	104,001		
Vigo Consultores SA	Other Services	314,597		
China				
A Andrews & Co Ltd	Communication Equip., Education Supplies, IT & Office Supplies, Medical Equipment, Other Goods, Rehab./Disabilities		175,509	330,314

Supplier	Commodities	Local	Country to country	Value (\$) International
Anhui Tiankang Medical Products Co	Medical Renewable			2,364,012
Beijing Global Links Medical	Communication Equip., Laboratory Supplies, Medical Equipment, Printing	72,497	2,915,225	
Beijing Hongyuboda Technology	Communication Equip., IT & Office Supplies, Medical Equipment	300,292	9,252	
Beijing Sanjiangjinke Auto Sales	Transport	31,315	82,060	
Beijing Xintongjiu Science & Trade Co	Communication Equip., IT & Office Supplies	188,938	8,963	
China-Han Technical Development Corp	Education Supplies			1,512,365
Dandong Land Trade Co Ltd	Medical Equipment, Water & Sanitation		295,144	
Dandong Sevsuns Trading Co Ltd	Fuel & Lubricants, Shelter/Field Equip., Transport, Water & Sanitation	1,032	233,207	
Dandong Tianfu Trade Co Ltd	Laboratory Supplies, Transport		232,473	
Dandong Zhongwei Industrial Trading Corp	Fuel & Lubricants, IT & Office Supplies, Laboratory Supplies, Medical Equipment, Printing, Transport, Warehousing, Water & Sanitation	703	705,533	
Euro RSCG Advertising Co Ltd	Other Services	470,891		
Euro Suisse International Ltd	Communication Equip., Education Supplies			403,102
Guilin Pharmaceutical Co Ltd	Pharmaceuticals			6,969,000
Haier Electrical Appliances Corp Ltd	Cold Chain Equipment, Laboratory Supplies		1,050	1,169,565
Hangzhou Cereals, Oils & Foodstuffs I/E	Education Supplies, Identific. & Signage, IT & Office Supplies	4,696	210,792	1,505,575
ITI Company (Shanghai) Ltd	Communication Equip., Education Supplies, Identific. & Signage, Medical Equipment, Medical Renewable, Nutrition, Transport, Water & Sanitation	34,896	4,714,119	188,596
Jiangsu Geology and Engineering Co Ltd	Other Services		278,015	
Jinhua Longtai Import & Export Trading	Education Supplies, Identific. & Signage			968,524
Maxleaf Stationery Ltd	Education Supplies			1,532,797
Maxshow Printing Co Ltd	IT & Office Supplies, Printing	310,310	82,355	
Moneray International Ltd	Medical Equipment			300,000
Ningbo Binbin Stationery Co Ltd	Education Supplies, IT & Office Supplies, Warehousing	17,530	192,472	682,730
North China Pharmaceutical Co	Pharmaceuticals			387,648
Northern International Holding Co Ltd	Education Supplies, Printing	143,096	335,198	
Qingdao Mehel International	Medical Equipment, Medical Renewable			323,955
Shanghai Kehua Bio-Engineering Co	Diagnostic Test Kits			321,049
Shanghai Pentagonal Mart Co Ltd	Warehousing			1,237,064
Tianjin Wantex Import and Export	Education Supplies	75,675		1,303,069
Tianjin Yorkool International	Bednets/Insecticide			8,905,684
Top Sources Trading Ltd	Education Supplies, Identific. & Signage			2,121,384
Xinjiang Int. Econ. Cooperation Corp	Communication Equip., Identific. & Signage, Other Goods, Shelter/Field Equip.	12,214	2,095,789	
Y&R Beijing	Other Services	216,136		
Colombia				
Atento Colombia SA	Other Services	118,937		
Consejo Noruego Para Refugiados	Other Services	130,114		
Consuol Sas	Other Services	167,063		
Corporación Paz Y Democracia	Other Services	111,709		
Econometria SA	Other Services	158,938		
Estrategia Atletica Organizacion Deportiva	Other Services	125,552		
Fundación Eduvida Por El Derecho A				
La Salud Y A La Vida	Other Services	168,051		
Fundacion Proinco	Other Services	139,510		
Fundacion Sahed	Other Services	365,768		
International Fundraising Colombia Sas	Other Services	580,117		
Lowe SSP3 SA	Other Services	264,824		

Annex 2

UNICEF procurement by country/area, supplier and category, giving separate US\$ values for local, country to country and international procurement (orders with a combined value of over US\$100,000)

Supplier	Commodities	Local	Country to country	Value (\$) International
MGI Paez Asociados Y Cia SAS	Other Services	138,825		
Organizacion Indigena De La Guajira Yanama	Other Services	142,555		
Pastoral Social, Diocesis Mocoa Sibundoy	Other Services	307,719		
Serr. De Inf. Y Cons. Estr. SAS	Other Services	307,502		
Sherrytel Soluciones	Other Services	187,571		
Sociedad Nacional De La Cruz Roja Colombiana	Other Services	299,272		
Telemark Spain SL Sucursal Colomb	Other Services	203,540		
Universidad Nacional De Colombia	Other Services	291,532		
Universidad Santo Tomás	Other Services	272,490		
Universidad Sergio Arboleda	Other Services	257,813		
Comoros (the)				
Techniques Modernes	Other Services, Water & Sanitation	145,127		
Congo (the)				
Arc En Ciel	Other Services	106,540		
Association Adnlk	Other Services	124,859		
Enock Afrique	Other Services, Warehousing, Water & Sanitation	134,175		
Entra	Other Services	124,919		
Entreprise Ebatp	Other Services	117,848		
Ets Niamolende	Other Services	191,247		
FM Croissance	Other Services	214,887		
GM Consulting Sarl	Other Services	144,515		
La Congolaise De Construction, Bâti	Other Services	234,386		
Londa Control Ltd	Other Services	118,931		
MANA Services	Other Services	170,901		
MATCO Impact	Other Services	169,019		
Millord Business	Other Services	279,800		
Super Link	Other Services	166,063		
Côte d'Ivoire				
Batiment Travaux Publics	Architecture/Engineering, Other Goods & Services	139,695		
Ecobank	Other Services	206,605		
EICA	Architecture/Engineering, Other Services	131,720		
Entreprise Toure Et Freres	Education Supplies	148,224		
Esquisse	Education Supplies, Printing	193,725		
ETS Alpha	Education Supplies, IT & Office Supplies	174,537		
ETS Bogui	Agriculture, Clothing & Footwear, Education Supplies, Medical Renewable, Nutrition, Other Goods, Staff Supplies	149,300		
Lonaci Print	Education Supplies, Other Goods, Printing	105,570		
Oxford Policy Management	Other Services		622,707	
Rimco	Staff Supplies, Transport	162,096		
Socida	Transport	212,098		
Universal Technology	Other Services	107,858		
Vigassistance	Other Services	156,039		
Yitwo Agro-Industrial	Agriculture, Transport	119,851		
Cuba				
Empresa Componentes Industriales	Other Goods	146,490		
Lindmed Trade SL	Laboratory Supplies	102,350		
Reductores Cuñat SA	Water & Sanitation	265,204		
Cyprus				
Remedica Ltd	Pharmaceuticals			5,333,974

Supplier	Commodities	Local	Country to country	Value (\$) International
Czech Republic (the)				
Papirny Brno AS	Education Supplies, Medical Renewable, Printing			357,410
Democratic People's Republic of Korea (the)				
Dandong Xin Xin Trade Co Ltd	Printing	211,268		
Korea Eurasia Trading Co	Fuel & Lubricants, Other Goods & Services	517,478		
Korea Natural Stone Processing	Other Goods & Services, Water & Sanitation	570,991		
Democratic Republic of the Congo (the)				
Adneyd	Identific. & Signage, Printing	193,532		
Agetip - Egence D'Execution				
Destravaux D'Interet Public	Architecture/Engineering	270,300		
Bilem Impressions	Printing	140,073		
Caritas Congo ASBL	Other Services	421,174		
Connecteo	Other Services	150,600		
Department For International Development (DFID)	IT & Office Supplies	138,454		
Generale D'Etudes Et De Conseils	Architecture/Engineering	266,880		
Groupe D'Etudes Et D'Interventions	Architecture/Engineering	124,149		
Human Dignity in the World (HDW) Goma	Other Services	145,200		
Instaprint	IT & Office Supplies, Printing	1,022,111		
Kinpress (Imprimerie Typo-Ofset)	Education Supplies, Identific. & Signage, Printing	149,514		
Kv Computer Services	Printing	419,322		
Maison ML	Clothing & Footwear, Medical Renewable, Nutrition, Water & Sanitation	300,400		
PricewaterhouseCoopers SPRL	Other Services	160,650		
Prodimpex	IT & Office Supplies, Transport	866,198		
Quincallerie Galaxy	Water & Sanitation	105,016		
Sodeico SPRL	Other Services	1,817,306		
Trasco	Other Services	1,117,509		
Unikin Dep. Des Sci. Pop. Et Dev.	Other Services	124,860		
VSi Afrique	Other Services	507,647		
Denmark				
Allianceplus A/S	Other Services			112,258
Ambu A/S	Medical Equipment			1,053,242
Atea A/S	Communication Equip., IT & Office Supplies, Other Goods		912,457	7,698,540
Boss Co Aps	IT & Office Supplies, Warehousing			103,631
Boxon A/S	Education Supplies, Medical Renewable			300,560
Canon Danmark A/S	IT & Office Supplies, Other Goods		22,082	252,004
Copenhagen Global A/S	Transport			142,567
Damco International A/S	International Freight Forwarding			17,595,909
Danimex Communication A/S	Communication Equip., Other Goods, Transport		191,903	383,274
DHL Global Forwarding (Denmark) A/S	International Freight Forwarding			4,003,186
DSM Nutritional Products A/S	Nutrition			5,256,905
Freeport Security Aps	Other Services			187,923
Garmin Danmark A/S	Communication Equip., Water & Sanitation		82,092	55,230
Gemini Koncept Huset A/S	Identific. & Signage			313,722
H Jessen Jürgensen A/S	Cold Chain Equipment			1,030,305
ISS Facility Service A/S	Other Services			173,141
Jacobsen Catering Service Aps	Other Services			127,366
Johs. Gram-Hanssen A/S	Medical Equipment, Other Goods, Water & Sanitation		116,619	115,942
Kjaer Group A/S	Transport			1,539,513
Kronlein Import & Export Agencies	Education Supplies, Nutrition			309,754

Annex 2

UNICEF procurement by country/area, supplier and category, giving separate US\$ values for local, country to country and international procurement (orders with a combined value of over US\$100,000)

Supplier	Commodities	Local	Country to country	Value (\$) International
Kuehne & Nagel A/S	International Freight Forwarding, Other Services		518,960	48,332,367
Mercuri Urval A/S Denmark	Other Services			135,000
Metric Industrial A/S	Cold Chain Equipment			226,047
Personale-Service Humanizer Aps	Other Services			508,907
Peter Justesen Co A/S	Communication Equip., IT & Office Supplies, Other Goods, Printing		147,569	303,003
Scan Global Logistics A/S	International Freight Forwarding		168,343	30,692,588
Smith & Nephew A/S	Pharmaceuticals			362,466
Statens Serum Institut	Vaccines/Biologicals			271,014
Still Danmark A/S	Warehousing			131,331
UN Office for Project Services (UNOPS)	Other Services		149,544	
Vestfrost A/S	Cold Chain Equipment		25,942	1,570,621
Djibouti				
G4S Djibouti Sarl	Communication Equip., IT & Office Supplies, Other Services	134,172		
Dominican Republic (the)				
Darlock Business Corp SA	Education Supplies, IT & Office Supplies, Other Goods, Printing		787,189	
Vitaset SA	Nutrition			1,749,185
Ecuador				
Fradaban Corp Cia Ltda	Other Services	310,478		
Egypt				
Above and Below	Other Services	108,191	9,700	
Arx Egypt	Communication Equip., IT & Office Supplies, Printing	273,532		
Educational Supplies Co	IT & Office Supplies	103,234		
El Zanaty and Associate (LLC)	Other Services	378,393		
Nabco	IT & Office Supplies	102,795		
Raya Integration	Other Services		136,902	
Ethiopia				
ABH Services PLC	Other Services	952,237		
Abiy Afework Building Contractor	Other Services	102,362		
Addis Ababa University Faculty Of Science	Nutrition	343,115		
Adib Development PLC	Household Technology, Transport	251,558		
Africa Printing PLC	Education Supplies, Other Goods, Printing	183,163		
AFS International PLC	Other Goods & Services	110,034		
Akakas Logistics PLC	Other Services, Transport	199,773		
Alta Computec PLC	IT & Office Supplies	364,332		
Atlantic Freight Transport	Other Services, Transport	269,405		
BDS Center for Development	Other Services	177,278		
Birtukan Tsegaye Yilma	Education Supplies, Medical Renewable, Printing	293,844		
Dirirssa Alemayehu Building Construction	Water & Sanitation	201,433		
Double S Business Group	Medical Renewable, Shelter/Field Equip.	187,629		
Ebba Engineering PLC	Education Supplies, IT & Office Supplies, Other Goods & Services	109,770		
Edomias International PLC	Other Services	323,204		
Ethioder PLC	Transport	165,164		
Hilina Enriched Foods PLC	Nutrition	3,086,943		
Himilo Home & Office Furniture	IT & Office Supplies	119,210		
ICM Communication PLC	Other Goods & Services, Printing	466,178		
IDIL Transport & Trade PLC	Other Services, Transport	193,769		
Jarco Consulting PLC	Nutrition, Other Services	964,785		
Le Monde Health & Development	Other Services	257,259		
Lion Security Service PLC	Other Services	308,494		

Supplier	Commodities	Local	Country to country	Value (\$) International
Lonadd Consultancy PLC	Other Services	1,484,525		
Maky TX Trading	Education Supplies, IT & Office Supplies, Other Goods	491,952		
Master Printing Press PLC	Other Goods, Printing	104,648		
Mekonnen Seid Private Freight	Other Services, Transport	232,081		
Merit Management Consult PLC	Other Services, Water & Sanitation	149,880		
Moenco	Other Services	258,250		
National Oil Ethiopia PLC (NOC)	Fuel & Lubricants	175,685		
Oasis Abyssinia PLC	Education Supplies, Shelter/Field Equip., Water & Sanitation	184,858		
Region 5 Transport & Construction	Other Services, Transport	1,198,230		
Rehobot Printers PLC	Education Supplies, Other Goods, Printing, Water & Sanitation	226,823		
Royal Service Ethiopia PLC	Education Supplies, IT & Office Supplies, Other Goods & Services	120,697		
Saiba General Trading Llc	Communication Equip., Identific. & Signage, IT & Office Supplies, Transport	104,893		
Sak Business & Personal Development	Other Services	167,094		
Sebhatu and Sons PLC	Other Services	142,196		
Snap Trading and Industry	Education Supplies, IT & Office Supplies, Other Goods, Printing	184,232		
Technology Systems & Solutions PLC	Communication Equip.	173,882		
Tewodros Tefera Car Rental	Other Services, Transport	289,174		
Total Ethiopia Share Co	Fuel & Lubricants	190,837		
UN Educational, Scientific and Cultural Organization (UNESCO)	Other Services	591,294		
Wings Education and Media PLC	Other Services	106,759		
Zeleman Production PLC	Communication Equip., Other Goods & Services, Printing	199,482		
Fiji				
Pasifika Communications	Other Services	158,681		
Finland				
AB Crown Products Oy	Education Supplies			571,981
Ani Labsystems Ltd Oy	Diagnostic Test Kits			134,670
Hanken School of Economics	Other Services			191,240
Naps Systems Oy	Communication Equip., Other Goods, Transport, Warehousing		91,438	138,358
Porkka Finland Oy	Cold Chain Equipment			631,527
Sademan Oy	Nutrition			523,311
France				
ACTED	Other Services		162,114	
Africasoins SAS	Pharmaceuticals			741,283
Agencinox	Medical Equipment			165,565
Apelem Groupe Dms	Laboratory Supplies, Medical Equipment			2,413,190
Assistance Publique-Hôpitaux De Marseille	Other Services		105,993	
Centre International D'Etudes Pédagogiques (CIEP)	Other Services		447,809	
G Feron E De Clebsattel SA	IT & Office Supplies, Other Services, Staff Supplies		150,084	572,756
Hydroconseil	Other Services		622,632	71,895
IEC Telecom	Communication Equip., IT & Office Supplies, Other Goods & Services, Transport		92,288	591,205
Institut de recherche pour le développement (IRD)	Other Services		102,161	
Labaronne-Citaf SAS	Water & Sanitation			594,718
Laboratoire Renaudin	Pharmaceuticals			1,396,026
Médécins Sans Frontières	Medical/Hygiene Kits, Pharmaceuticals, Printing			1,572,448
Nutriset SAS	Nutrition, Pharmaceuticals			76,163,000
Orange Logic Europe Sarl	Other Services			120,000
Panpharma SA	Pharmaceuticals			368,222
Pronal SA	Water & Sanitation			234,917

Annex 2

UNICEF procurement by country/area, supplier and category, giving separate US\$ values for local, country to country and international procurement (orders with a combined value of over US\$100,000)

Supplier	Commodities	Local	Country to country	Value (\$) International
Sanofi Pasteur	Vaccines/Biologicals			97,098,348
Savonnerie De L'Atlantique	Water & Sanitation			261,647
Société Civile Le Vif Du Sujet	Other Services		136,940	
Sofip Export	Education Supplies, IT & Office Supplies, Water & Sanitation		189,294	1,158,585
Sofreco	Other Services		163,700	
Sovema	Water & Sanitation			113,150
Vergnet Hydro	Water & Sanitation			1,910,846
Zhendre SA	Cold Chain Equipment			925,260
Georgia				
Millennium Office Ltd	Education Supplies	159,787		
Germany				
Abbott GmbH & Co KG	Diagnostic Test Kits, Laboratory Supplies			173,085
B Braun Melsungen AG	Pharmaceuticals			1,455,034
Chempatex Medizinische	Medical Renewable, Nutrition			3,261,981
Fleischhacker GmbH & Co KG	Diagnostic Test Kits, Laboratory Supplies, Medical Equipment, Medical Renewable, Medical/Hygiene Kits, Water & Sanitation		37,973	479,518
GTZ GmbH	Diagnostic Test Kits, Laboratory Supplies			697,212
Helm Medical GmbH	Medical Renewable			3,660,462
Henke-Sass Wolf GmbH	Medical Renewable			628,252
Hexal AG	Pharmaceuticals			194,188
Information Multimedia Communication	Other Services			123,510
KBI Kunststoffbeutel Produktions GmbH & Co	Pharmaceuticals			2,191,074
KD Medical GmbH Hospital Products	Medical Renewable			1,230,766
Kirsch Pharma GmbH	Pharmaceuticals			240,047
Lomapharm, Rudolf Lohmann GmbH KG	Pharmaceuticals			6,771,932
MSI GmbH	Nutrition			4,213,222
Partec GmbH	Diagnostic Test Kits, Laboratory Supplies			381,089
Phaesun GmbH	Cold Chain Equipment			247,884
Promens Packaging GmbH	Water & Sanitation			2,515,547
Rotexmedica GmbH	Pharmaceuticals			302,675
Rudolf Riester GmbH	Medical Equipment			250,150
Seca GmbH & Co KG	Nutrition			4,587,673
Smurfit Kappa GmbH	Warehousing			628,451
Solar23 GmbH	Water & Sanitation			345,267
Speedliner Mobility GmbH	Transport		2,550	202,857
Troge Medical GmbH	Medical Equipment, Medical Renewable			267,856
Youth Media Consulting	Other Services		329,556	
Ghana				
CDC Consult Ltd	Other Services	124,113		
Charter House	Other Services	408,878		
Descraft Services Ltd	Printing	164,377		
Royal Crown Press Ltd	Printing	128,647		
Type	Printing	221,597		
Greece				
Demo SA Pharmaceutical Industry	Pharmaceuticals			2,211,127
Guatemala				
Abbott Laboratorios SA	Pharmaceuticals			1,116,785
Saul Martinez Producciones	Other Services	218,986		

Supplier	Commodities	Local	Country to country	Value (\$) International
Guinea				
AMA Guinee	Transport	153,216		
Auditeurs Associés En Afrique - Guinee	Other Services	232,760		
Batir	Other Services	171,541		
Budec-Face/Gamat Consulting Africa	Other Services	178,266		
Compagnie De Geo-Ingenierie De Chine	Other Services	1,622,897		
Connecteo Senegal	Other Goods & Services		200,467	
ECB-TP	Other Services	345,448		
ECG	Other Services	170,457		
EDF	Other Services	1,205,071		
EHC	Other Services	295,287		
EJC	Other Services	327,981		
Fiduciaire De Guinée Membre				
De PricewaterhouseCoopers	Other Services	130,000		
Guitrab	Other Services	132,119		
Leader Services	Other Services	135,722		
Moly Travaux	Other Services	302,857		
Sata Afrique	Other Services	120,154		
Socadi	Other Services	1,144,863		
Total Guinee	Fuel & Lubricants, Other Goods	138,695		
Zatco Gc Sarl	Other Services	108,419		
Guinea-Bissau				
Africa Furo E Construcao	Other Services, Shelter/Field Equip.	152,420		
Ascon Lda	Other Services	196,517		
Barrote Construcao Sarl	Other Services	220,165		
Cefac	Other Services	178,303		
Inacep	IT & Office Supplies, Other Services, Printing	105,118		
Jomo Lda	Other Services	124,926		
Haiti				
Acra Petionville	Education Supplies, Water & Sanitation	310,117		
Compagnie De Distribution	Pharmaceuticals, Water & Sanitation	182,267		
Delog Services	Clothing & Footwear, Identific. & Signage, Other Services, Printing	103,267		
Enaco	Architecture/Engineering	2,040,041		
Execo SA	Architecture/Engineering	1,988,327		
Ihfosed	Other Services	193,107		
Institut De Formation Du Sud	Other Services	101,431		
Institut Du Bien-Être Social Et De Recherches	Education Supplies	540,987		
Jedco SA	Other Services	2,124,016		
Meds & Food For Kids In Haiti	Nutrition	650,236		
Miyamoto	Architecture/Engineering, Other Services	615,595		
Panexus Haiti SA	Architecture/Engineering	2,092,409		
Pap Securite Services	Other Services	219,000		
Sodec International	Other Services	496,760		
Total Haiti SA	Fuel & Lubricants, Other Goods	111,222		
UN Office for Project Services (UNOPS)	Other Services	136,000		
India				
Academy of Management Studies	Other Services	234,092		
Ajanta Pharma Ltd	Pharmaceuticals			2,595,315
Ajay Industrial Corp	Water & Sanitation			700,399

Annex 2

UNICEF procurement by country/area, supplier and category, giving separate US\$ values for local, country to country and international procurement (orders with a combined value of over US\$100,000)

Supplier	Commodities	Local	Country to country	Value (\$) International
Alkem Laboratories Ltd	Pharmaceuticals			234,944
AOV International	Cold Chain Equipment		988	258,689
Apex International	Cold Chain Equipment		615	444,822
Ashirbad Inf. Ser. & Fac. Man. Ltd	Other Services	265,579		
Attitude	Other Services	196,503		
Aurobindo Pharma Ltd	Pharmaceuticals			22,884,420
Avalon Information Systems Pvt Ltd	Other Services	161,772		
Bace Marketing Pvt Ltd	Other Services	129,974		
Biological E Ltd	Vaccines/Biologicals			49,826,410
Blow Kings	Cold Chain Equipment	460,062	86,512	568,775
Calibre Chemicals Pvt Ltd	Nutrition			330,620
Caxton Offset Pvt Ltd	Other Services, Printing	106,174		
Centre for Media Studies	Other Services	132,451		
Cipla Ltd	Pharmaceuticals			11,702,912
CLTS Foundation Global	Other Services		283,459	
Compact India Pvt Ltd	Nutrition			3,478,491
Corporate Housekeeping Services	Other Services	127,736		
Deloitte Touche Tohmatsu	Other Services	243,377		
DGM India Internet Marketing	Other Services	222,878		
Educational Initiatives Pvt Ltd	Other Services	172,066		
FDC Ltd	Pharmaceuticals			391,276
G4S Secure Solutions (India)	Other Services	582,499		
Galentic Pharma (India) Pvt Ltd	Pharmaceuticals			939,027
Good Luck Steel Tubes Ltd	Water & Sanitation		262,000	
Group M Media India Pvt Ltd	Other Services	113,251		
Haffkine Bio-Pharmaceutical Corp	Vaccines/Biologicals			55,128,852
HCL Technologies Ltd	Other Services			352,647
Hetero Labs Ltd	Pharmaceuticals			25,545,439
Hindustan Syringes & Medical	Medical Renewable			9,294,168
Hindustan Thompson Associates Pvt	Other Services	515,256		
ICRA Management Consulting	Other Services	3,722,913	112,520	
Idiscoveri Education Pvt Ltd	Other Services		117,578	
IL&FS Education and Technology	Other Services	146,570		
IMRB International	Other Services	501,738		
Indo-Dane Textile Industries Pvt Ltd	Shelter/Field Equip.			322,936
Innovatione India	Other Services	271,542		
Intas Pharmaceuticals Ltd	Pharmaceuticals			759,058
INTV	Other Services	300,372		
Ipca Laboratories Ltd	Pharmaceuticals			4,804,254
IPE Global Pvt Ltd	Other Services	6,775,188		
J Mitra & Co Ltd	Diagnostic Test Kits			183,081
Kanam Latex Industries Pvt Ltd	Medical Renewable			305,472
KK Nag Ltd	Water & Sanitation			2,054,138
Knowledge Links	Other Services	147,529		
Lopez Design Pvt Ltd	Other Services	119,011	189,197	
MBI Kits International	Nutrition	3,500	3,733	206,505
Mccann Erickson India Pvt Ltd	Nutrition, Other Services	442,878		
Medicare Industries	Water & Sanitation			917,118
Medopharm	Pharmaceuticals			2,042,982

Supplier	Commodities	Local	Country to country	Value (\$) International
Mepro Pharmaceuticals Pvt Ltd	Pharmaceuticals			148,751
Micro Labs Ltd	Pharmaceuticals			12,485,106
Milan Laboratories (India) Pvt Ltd	Pharmaceuticals			972,900
Mudra Online Technologies Pvt Ltd	Other Services	453,460		
Mylan Laboratories Ltd	Pharmaceuticals			38,170,309
New Concept Information Systems	Other Services	335,439		
New Dilip and Co	Identific. & Signage, Other Goods	316,169		
Nielsen (India) Pvt Ltd	Other Services	645,743		
Nikhil Offset	Education Supplies, Identific. & Signage, Other Goods & Services, Printing	395,816	116,167	
Nutrivita Foods Pvt Ltd	Nutrition			813,608
Ogilvyone Worldwide	Other Services	140,606		
Orchid Biomedical Systems	Diagnostic Test Kits			2,226,405
Panacea Biotec Ltd	Vaccines/Biologicals			701,752
Piramal Enterprises Ltd	Nutrition			700,588
Poddar Screen Printers	Identific. & Signage	267,793		
Pragati Development Consulting	Nutrition, Other Services	2,963,366		
Premier Medical Corp Ltd	Diagnostic Test Kits			1,737,715
Priyanka (India) Pvt Ltd	Water & Sanitation			300,402
Quantum Business Management	Other Services	259,913		
Ranbaxy Laboratories Ltd	Pharmaceuticals			3,564,513
Randstad India Ltd	Nutrition, Other Services	1,876,621		
Romsons International	Medical Renewable			155,288
Salter India Ltd	Nutrition	110,576		
Serum Institute of India Ltd	Vaccines/Biologicals			36,769,524
Shantha Biotechnics Ltd	Vaccines/Biologicals			432,314
Siddha Development Research	Other Services	29,987	131,094	
Sirmaxo Chemicals Pvt Ltd	Pharmaceuticals			690,052
Span Pumps Pvt Ltd	Water & Sanitation			1,401,108
Sparsh Bpo Services Ltd	Other Services	916,518		
SPC Management Services	Nutrition, Other Services	1,322,056		
Strides Arcolab Ltd	Pharmaceuticals			2,285,699
Suru International Pvt Ltd	Medical Renewable			113,586
Sutures India Pvt Ltd	Medical Renewable			750,381
Syrex Infoservices India	Other Services	646,068		
Tagros Chemicals India Ltd	Bednets/Insecticide			685,975
Taru Leading Edge	Other Services	152,827		
TCI XPS	Other Services	307,939		
Techno Relief Overseas India Pvt Ltd	Nutrition, Shelter/Field Equip., Water & Sanitation			643,263
The Creators	Other Services	122,988		
United Poly Engineering Private Ltd	Medical Equipment			154,490
Vandana Logistics	Shelter/Field Equip.			103,428
VKA Polymers Pvt Ltd	Bednets/Insecticide			3,901,820
White Rabbit	Other Services	116,055		
Wizcraft International Entertainment Pvt Ltd	Other Services	105,495		
Indonesia				
Aksara Buana Cv	Printing	127,249		
BendeharaPengeluaran	Other Services	133,466		
PMPK FK UGM	Other Services	438,577		

Annex 2

UNICEF procurement by country/area, supplier and category, giving separate US\$ values for local, country to country and international procurement (orders with a combined value of over US\$100,000)

Supplier	Commodities	Local	Country to country	Value (\$) International
PT Appco Direct	Other Services	901,462		
PT Bio Farma (Persero)	Vaccines/Biologicals			25,980,482
PT Chitose Indonesia Manufacturing	IT & Office Supplies		615,259	
PT Inter Pariwara Global	Other Services	115,355		
PT Jayapura Jayapura	Water & Sanitation	111,277		
PT Karyaputra Suryagemilang	Other Services	109,570		
PT Mata Hati Production	Other Services, Printing	118,033		
Rektor Universitas Hasanuddin	Other Services	103,029		
Toko Mubatar Jaya	Water & Sanitation	212,993		
UD Cipta Bangunan	Water & Sanitation	180,388		
Iraq				
Al Adham Engineering Services Co Ltd	Clothing & Footwear, Other Services, Water & Sanitation	271,481		
Al Sami General Trade Co Ltd	Communication Equip., Education Supplies, IT & Office Supplies, Nutrition, Other Services, Printing, Shelter/Field Equip., Staff Supplies, Warehousing, Water & Sanitation	3,225,729		
Al-Rad Co	Water & Sanitation	319,750		
Al-Saafa	Identific. & Signage, IT & Office Supplies, Staff Supplies, Water & Sanitation	233,465		
Ankawa Reconstruction Co Ltd	Water & Sanitation	352,044		
Busriyan Co	Other Goods, Shelter/Field Equip., Staff Supplies, Warehousing	158,520		
Dubai Company for General Contracts	Other Services	233,869		
Earthlink Co	Other Services	177,229		
Geopolicy Inc	Other Services	580,680		
Halmat Mohammed Qadar General Trading & Waste Treatment	Other Services	228,000		
MAF Hypermarket LLC - Carrefour	Clothing & Footwear	893,740		
Scopesky Communications	Other Services	158,760		
Ireland				
Janssen Pharmaceutical	Pharmaceuticals			318,929
Medentech Ltd	Water & Sanitation			464,249
Ovelle Ltd	Pharmaceuticals			214,835
Trinity Biotech	Diagnostic Test Kits			718,610
Israel				
Orgenics Ltd	Diagnostic Test Kits, Laboratory Supplies			9,867,639
Italy				
Alfa Intes	Pharmaceuticals			369,884
Beltapharm SpA	Pharmaceuticals			170,700
Biologici Italia Laboratories SRL	Pharmaceuticals			304,179
Coelmo SRL	Water & Sanitation		13,224	394,343
Colombo Smart Plastic SpA	Cold Chain Equipment			318,169
Development Researchers' Network	Other Services		298,880	369,986
Euro Mec SRL	Water & Sanitation			220,766
Fazzini SRL	Medical Equipment, Nutrition		129,060	4,946,278
Ferrino & Co SpA	Shelter/Field Equip.			1,822,105
Fulton Medicinali SpA	Pharmaceuticals			400,186
Industria Farmaceutica Galenica Senese SRL	Pharmaceuticals			154,829
Industria Farmaceutica Nova Argenti	Pharmaceuticals			1,543,822
International Development Law Organization	Other Services		149,445	
L. Molteni & C Dei Fratelli Alitti Societa'				

Supplier	Commodities	Local	Country to country	Value (\$) International
Di Esercizio SpA	Pharmaceuticals			135,732
Novartis Vaccines and Diagnostics	Vaccines/Biologicals			3,930,743
Nuova Industrie Biscotti Crich SpA	Nutrition			1,785,859
Pharmatex Italia SRL	Pharmaceuticals			483,768
Planet SRL	Other Services			139,930
Saponerie M Fissi SpA	Water & Sanitation			721,519
Telespazio SpA	Communication Equip., IT & Office Supplies, Other Goods & Services		266,453	
World Food Programme (UNHRD)	Staff Supplies, Transport, Warehousing		45,464	467,994
Japan				
J Gerber & Co (Japan) Ltd	Transport		444,367	3,043,328
Japan BCG Laboratory	Vaccines/Biologicals, Warehousing			4,694,559
Nissan Trading Co Ltd	Transport		24,952	2,754,509
Sumitomo Chemical Co Ltd	Bednets/Insecticide			136,000
Toyota Motor Corp	Transport			1,866,608
Toyota Tsusho Corp	Other Goods, Transport		250,167	
Jordan				
Al Eqtesad Office Suppliers Est	Education Supplies	160,696		
Al-Baha Company for Caustic-Chlorine Industry	Water & Sanitation		821,333	
Amer Juma Trading Est	Water & Sanitation	158,898	2,301	
Arab Security and Protection Est	Other Services	245,801		
Aramex Jordan Ltd	Other Services	295,534		
Aref & Mohamed Lafi Contracting	Other Services, Water & Sanitation	338,373		
Arzak Al-Sham Trading	Water & Sanitation		1,905,071	
Aya For Consultancy And Development	Other Services		250,230	
Bab Elamood Engineering & Contracting	Other Services	285,856		
Bashiti Amman West Stores	Clothing & Footwear, Other Goods, Shelter/Field Equip., Water & Sanitation	545,882	8,703,747	
BC Grafix	Identific. & Signage, Other Goods & Services, Printing, Water & Sanitation	407,959	42,442	
Beyond Art for Printing Services	Other Goods & Services, Printing	42,345	140,960	
Changeagent for Arab Dev. & ED.	Other Services	683,809		
G4S Secure Solutions International (Jordan)	Other Goods & Services	214,445		
General Computers & Electronics Co	IT & Office Supplies, Other Goods	134,226	140,850	
Irbid District Electricity Co	Other Services	313,103		
Izzat Marji Group	Other Goods	148,155		
Kuehne & Nagel Jordan	Transport, Other Services	173,067		
Maani & Partners Furniture Co	Education Supplies, Other Goods	439,516		
Mohamad Al-Absah & Partners Co	Clothing & Footwear	222,458		
Munir Sukhtian Group	Water & Sanitation		248,000	
Queen Rania Teacher Academy	Other Services	80,343	51,493	
Regeneration of Industries	Education Supplies, IT & Office Supplies	645,647		
Roder Hts	Other Services, Shelter/Field Equip.	1,227,831		
Sharekat Al Ata'a Lil Tajhezat Wa	Other Services	944,774		
Specialized Company For Trade Services	Clothing & Footwear, Communication Equip., Pharmaceuticals, Water & Sanitation	38,898	2,630,279	1,871,890
Spectrum-Sharek Educational Consortium	Other Services		439,742	
Tammey	Other Services		132,650	
Tawlefah Logistics Services	Water & Sanitation	685,521	2,307,204	
Transjordan Trading Co	Other Goods	265,890	4,459	

Annex 2

UNICEF procurement by country/area, supplier and category, giving separate US\$ values for local, country to country and international procurement (orders with a combined value of over US\$100,000)

Supplier	Commodities	Local	Country to country	Value (\$) International
Universal Equipment Ltd	Transport		143,785	
Kenya				
Acacia Consultants Ltd	Other Services		139,326	
Baker Tilly Merali's	Other Services		196,700	
Bamburi Cement Ltd	Other Services		199,692	
CfBT Education Trust	Other Services	292,625	935,009	
Deloitte Consulting Ltd	Other Services	247,781		
Delta Supplies 2000 (K) Ltd	Education Supplies, Household Technology, Nutrition, Water & Sanitation	103,426		
East African Supplies & Logistics	Water & Sanitation		215,000	
English Press Ltd	Medical Renewable, Printing	135,937	116,815	
Insta Products (EPZ) Ltd	Nutrition			2,019,330
Kenya Broadcasting Corp	Other Services	149,303		
Kenyatta University	Other Services	155,210		
Kimetrica Ltd	Other Services	147,217		
KPMG Kenya	Other Services	346,230		
Kuehne & Nagel Ltd	Transport, Other Services	4,550	388,788	
Laxmi Booksellers and Stationers Ltd	Printing	144,262		
Nation Media Group Ltd	Other Goods & Services, Printing	181,256	2,785	
PKF Kenya	Other Services	88,630	47,235	
PricewaterhouseCoopers Ltd	Other Services	50,628	68,000	
Printfast Ltd	Education Supplies, IT & Office Supplies, Printing	86,961	260,662	
Pumping Hydraulic Ltd	Water & Sanitation		186,910	
Royal Media Services Ltd	Other Services	168,315		
Securex Agencies (K) Ltd	IT & Office Supplies, Other Goods & Services		232,796	
Spartan Relief Services Ltd	Water & Sanitation		1,345,542	
Techno Relief Services Ltd	Education Supplies, Laboratory Supplies, Medical Equipment, Nutrition, Other Services, Shelter/Field Equip., Water & Sanitation	704,878	2,615,320	64,900
Ultra Equipment Ltd	IT & Office Supplies		270,344	
Universal Corp Ltd	Pharmaceuticals			686,537
Kiribati				
King Holdings Ltd	Other Services		424,084	
Kyrgyzstan				
Bior-Ug Ltd Co	Water & Sanitation	199,583		
Faisi Ltd	Water & Sanitation	419,860		
Hydro Tech Stroy Ltd	Water & Sanitation	129,251		
Iveria Ltd	Water & Sanitation	540,211		
Kerbenjolkurulush Jsc	Water & Sanitation	245,908		
Kyrgyzmebel Ltd	Education Supplies	235,556		
Osh Injstroy Ltd	Other Services, Water & Sanitation	275,822		
San-Tai Ltd	Water & Sanitation	347,623		
ST.art Ltd	Education Supplies	391,162		
Stroitel Jsk	Water & Sanitation	174,693		
Tort Gul Pmk Jsc	Water & Sanitation	230,202		
Lao People's Democratic Republic (the)				
Education State Printing Enterprise	Printing	305,857		
Khamkhong Construction Co Ltd	Water & Sanitation	111,233		
Lebanon				
Agility Logistics Lebanon Sal	Other Services	136,100		
Akil Bros	Clothing & Footwear, Printing	130,800		4,286,978

Supplier	Commodities	Local	Country to country	Value (\$) International
Al Houda Sarl	Shelter/Field Equip., Water & Sanitation		1,834,420	
All Transport Agency (ATA)	Transport	325,100		
American University Of Beirut	Other Services		164,760	
Arab Printing Press Sal	Education Supplies			3,980,000
Dalal Steel Industries Sarl	Medical Equipment, Other Goods & Services, Staff Supplies, Water & Sanitation	6,150	2,698,437	
European Shopping Center Sarl	Clothing & Footwear	611,100		1,138,110
Fairco International Sal	Education Supplies, IT & Office Supplies, Printing	737,211		
Haddad Enterprises	Clothing & Footwear, IT & Office Supplies, Medical Equipment, Medical/Hygiene Kits, Staff Supplies, Water & Sanitation	1,453,262	45,265	3,370,980
Innovative Solutions International	Medical/Hygiene Kits, Water & Sanitation	999,343		
K Fleifel Industrial Co	Education Supplies, IT & Office Supplies, Other Goods	22,130	917,200	
Medco	Fuel & Lubricants	206,469		
Metalsyco Sal	Laboratory Supplies, Medical Renewable, Staff Supplies, Water & Sanitation		300,372	
Mohamed Al Baba	Shelter/Field Equip.	246,750		
Pharmacists Medical Drugstore Sal	Pharmaceuticals	570,000		
PIMCO	IT & Office Supplies		1,598,400	
Somoplast	Water & Sanitation	185,580		
Université Saint Joseph	Other Services	176,930		
Younes Bros Sarl	IT & Office Supplies, Water & Sanitation		1,722,590	477,368
Zizette Group Est	Medical Equipment, Water & Sanitation	906,883		
Liberia				
Advance Construction & Engineering Corp	Other Services	229,682		
Akasi Holding Construction Services	Other Services	118,534		
Alternative Energy Inc	IT & Office Supplies	149,679		
Atlantic Engineering	Other Services	228,115		
CTG Engineering & Construction	Other Services	216,297		
Cusmos Construction Corp	Other Services	113,231		
Development Comm. Initiative	Other Services	106,800		
Gbesohn Associates Ltd	Other Services	121,837		
Guaranteed Enterprise Ltd	Other Services	108,631		
Jusmat Engineers (Lib) Ltd	Other Services	251,943		
Lion Stationery Store	Education Supplies, IT & Office Supplies, Other Goods, Printing	109,676		
Neiama Engineering Construction Corp Inc	Other Services	127,567		
Seatrans Shipping & Stevedoring Co	Nutrition, Other Services	141,599		
Stella Maris Polytechnic	Education Supplies	167,365		
Libya				
Al Burje Printing & Publishing Co	Printing	299,376		
Luxembourg				
Dometic Sarl	Cold Chain Equipment, Laboratory Supplies			8,201,749
Proman SA	Other Services		699,296	
Madagascar				
Atelier Des Techniciens	Other Services	183,541		
Bureau D'Etudes Sert	Other Services	109,358		
Ecoprim Etude Conception Production Impression	Printing	256,451		
Entreprise Generale De Construction	Other Services	341,109		
Entreprise Generale Tanjona	Other Services	116,498		
Entreprise Herimanana	Other Services	513,020		

Annex 2

UNICEF procurement by country/area, supplier and category, giving separate US\$ values for local, country to country and international procurement (orders with a combined value of over US\$100,000)

Supplier	Commodities	Local	Country to country	Value (\$) International
Entreprise Niriantsoa	Other Services	143,219		
Entreprise Soavelo	Other Services	154,835		
Entreprise Thierry	Other Services	304,475		
Global Vision Com	Other Services	345,308		
Henri Fraise Fils & Cie	Transport	397,079		
Madagascar Automobile	IT & Office Supplies, Other Services, Transport, Water & Sanitation	656,209		
Moore Stephens Llp	Other Services	175,550		
Novo-Comm-Ogilvy	Other Services	109,014		
Orange Money Madagascar	Other Services	342,471		
Société JB	Nutrition	430,747		1,779,688
Total Madagasikara	Fuel & Lubricants	218,832		
Malawi				
Airtel Malawi Ltd	Other Services	217,642		
AMG Global	Other Services	144,372		
Apex Rent a Car	Other Services, Transport	193,804		
Aquabor International Ltd	Other Services	240,677		
Capital Furniture Co Ltd	IT & Office Supplies	280,105		
Capital Printing Press	Education Supplies, Printing	113,500		
Cargo Management Logistics Ltd	Other Services	163,235		
Chakhuwala Building Contractors	Architecture/Engineering	292,541		
Design Printers	Printing	181,245		
Fattani Offset Printers	Printing	586,436		
Keiretsu Construction	Other Services	339,910		
M & G Industries	Education Supplies, IT & Office Supplies	415,024		
Mapanga Furniture Ltd	IT & Office Supplies	706,640		
Mercantile International	Identific. & Signage, Printing	113,563		
Mphatso Metal Works & Building Contractors	Other Services	284,509		
Nangaunozge Building Contractor	Architecture/Engineering, Other Services	582,666		
OPCO Ltd	Architecture/Engineering	487,271		
Osman Wholesalers	Transport	158,116		
Project Building Contractors	Architecture/Engineering	419,885		
Project Peanut Butter	Nutrition	1,193,724		
Saifro Ltd	Other Services	217,405		
SDV Malawi Ltd	Nutrition, Other Services	903,273		
Total Malawi Ltd	Fuel & Lubricants	245,442		
Valid Nutrition	Nutrition	1,098,665		
Wadonda Consult	Other Services	119,536		
Malaysia				
Asian Support Direct Sdn Bhd	Other Services	1,259,495		
Fortitech Asia Pacific Sdn Bhd	Nutrition			507,282
SG Global Support Services Sdn Bhd	Other Services	978,066	435,521	
SM Pharmaceuticals Sdn Bhd	Pharmaceuticals			658,131
Symphony Bpo Solutions Sdn Bhd	Other Services	158,151		
Teknion Furniture Systems (M) Sdn Bhd	IT & Office Supplies, Other Goods	60,804	477,754	
Vizeum Media Services (M) Sdn Bhd	Other Services	130,155		
Mali				
Agence Mali Management	Other Services	177,122		
Almamy Toure	Other Services	571,671		
Amrad	Other Services	203,524		

Supplier	Commodities	Local	Country to country	Value (\$) International
CEDREF	Other Services	317,534		
CFAO Motors Mali	Transport	142,210		
Compagnie Malienne Du Papier	Education Supplies, IT & Office Supplies	296,953		
CTDLF	Other Services	401,229		
Djema Entreprise Sarl	IT & Office Supplies, Other Services	156,871		
Entreprise Moulaye Emmanuel Toure	Other Services	250,593		
Entreprise Nouvelle De Construction Sarl	Other Services	285,333		
Etroba SA	Other Services	209,752		
Fatoumata Touré	Clothing & Footwear, Cold Chain Equipment, Education Supplies, Identific. & Signage, Medical Renewable, Nutrition, Shelter/Field Equip., Water & Sanitation	154,623		
Graphique Industrie	Education Supplies, Printing	176,816		
Grouperment Sid/Sertas	Other Services	137,838		
Imprim Color	Education Supplies, Printing	934,221		
Imprim-Services	Cold Chain Equipment, Communication Equip., Education Supplies, Printing	524,640		
Issa Yarra	Education Supplies, IT & Office Supplies, Nutrition, Printing, Warehousing, Water & Sanitation	324,073		
Julie Pudlowski Consulting	Education Supplies, Printing	1,023,446		
Librairie Papeterie Du Soudan	Education Supplies, IT & Office Supplies, Printing	938,545		
Manutention Africaine Mali	Medical Equipment, Water & Sanitation	109,854		
Matrans	Other Services	132,559		
Ocidm Banta Sissoko	Printing	853,240		
Ousmane Keita	Other Services	118,502		
Quincaillerie De La Paix	Cold Chain Equipment, IT & Office Supplies, Medical Equipment, Medical Renewable, Nutrition, Other Goods, Shelter/Field Equip., Transport, Warehousing, Water & Sanitation	596,635		
Quincaillerie Ibrahima Koita	Clothing & Footwear, Identific. & Signage, IT & Office Supplies, Medical Equipment, Medical Renewable, Medical/Hygiene Kits, Nutrition, Other Goods, Staff Supplies, Transport, Water & Sanitation	204,759		
SDV	Other Services	357,032		
SETRA	Other Services, Water & Sanitation	884,786		
Sinergie Entreprise Naman Construction	Other Services	477,954		
Sodema	Water & Sanitation	280,443		
STB Mali	Other Services	159,360		
Total Mali	Fuel & Lubricants	263,264		
Mauritania				
Agence Zemour Voyage	Other Services	217,462		
Ets Ahmedou Ould Melainine	Other Services	204,677		
Ets Baba Gueye & Fils	Other Services	366,435		
Ets Services Generaux	Nutrition	116,599		
Mauritano Suisse Securite	Other Services	390,141		
Star Oil Mauritania	Fuel & Lubricants	133,487		
Trans-Logistics	Clothing & Footwear, Cold Chain Equipment, Education Supplies, Household Technology, Identific. & Signage, Medical Renewable, Medical/Hygiene Kits, Other Goods, Water & Sanitation	240,686		
Mauritius				
M-Road Creations Ltee	Other Services		109,584	

Annex 2

UNICEF procurement by country/area, supplier and category, giving separate US\$ values for local, country to country and international procurement (orders with a combined value of over US\$100,000)

Supplier	Commodities	Local	Country to country	Value (\$) International
Mexico				
Capuano Y Asociados SAPI De CV	Other Services	139,333		
Ecco Servicios De Personal	Other Services	159,421		
Fundación Para La Implementación, Diseño, Evaluación Y Análisis	Other Services	139,200		
RR Donnelley De Mexico	Other Services	108,516		
Suasor Consultores, SA De CV	Other Services	121,208		
Mongolia				
Ikh Uyen Llc	Other Services	261,106		
Jam Llc	Other Services	139,457		
Khuvsgul Geology Llc	Other Services	429,775		
Mcs Electronics Co Ltd	Communication Equip., IT & Office Supplies, Printing	368,473		
New Sonic Co Ltd	Communication Equip., IT & Office Supplies, Water & Sanitation	115,194		
Morocco				
L'Evenementiel	Other Services	337,880		
M'Ceo	Other Services	227,275		
Mozambique				
Académica Lda	Education Supplies, IT & Office Supplies, Printing	128,927		
Afritool Pty Ltd	Transport, Water & Sanitation	255,364		
Brithol Michcoma (Moc) Lda	IT & Office Supplies, Printing	191,798		
Detalhes Lda	Education Supplies, Medical Equipment, Nutrition, Printing, Water & Sanitation	139,225		
DHV Lda	Other Services	204,080		
IMAL Lda	Clothing & Footwear, Education Supplies	149,596		
J A Carvalho & Cia Lda Minerva Central	Printing	146,217		
Leima Impressoes Originais, Lda	Communication Equip., Printing	106,023		
Moexport Lda	Education Supplies	255,531		
Movarte	IT & Office Supplies	438,975		
Movicargo Lda	Other Services	130,311		
Officemart Ltd	Education Supplies	172,384		
Pixel Comunicação E Imagem	Printing	160,830		
Serigrafia Crescente	Printing, Shelter/Field Equip.	521,996		
Unibasma Lda	Education Supplies, Medical Renewable, Shelter/Field Equip., Staff Supplies, Water & Sanitation	125,744		
Myanmar				
Basin International Ltd	Clothing & Footwear, Communication Equip., Education Supplies, Identific. & Signage, IT & Office Supplies, Medical Equipment, Printing, Shelter/Field Equip., Warehousing, Water & Sanitation	929,907		
Best Colour Co Ltd	Printing	358,999		
Bholat General Services Co Ltd	Other Services	156,555		
Mercury Offset Printing	Education Supplies, Printing	128,515		
Mingalar General Trading Co-Op Ltd	Clothing & Footwear, Communication Equip., Education Supplies, Identific. & Signage, Printing, Shelter/Field Equip., Warehousing, Water & Sanitation	144,401		
Myanmar Survey Research	Other Services	145,262		
Win Thin & Associates	Other Services	101,080		
ZKKT General Services Co Ltd	Other Services, Warehousing	111,423		
Nepal				
Aakirti International (P) Ltd	Other Services	1,017,015		

Supplier	Commodities	Local	Country to country	Value (\$) International
Gham Power Nepal Pvt Ltd	Other Services	199,243		
Maxpro P Ltd	Nutrition, Other Services	324,479		
Nepal Public Health Foundation	Other Services	107,982		
Public Health Solutions Ltd	Nutrition	113,921		
Netherlands (the)				
Abbvie Logistics BV	Pharmaceuticals			2,037,691
Bilthoven Biologicals BV	Vaccines/Biologicals		165,000	645,282
Devotra BV	Education Supplies, Other Services		9,543,524	
ETC Nederland BV	Other Services		343,122	
Euromex	Laboratory Supplies			321,181
IDA Foundation	Education Supplies, Pharmaceuticals			4,153,398
Imres BV	Diagnostic Test Kits, Laboratory Supplies, Pharmaceuticals		59,500	552,348
Merck Sharp & Dohme BV	Pharmaceuticals, Vaccines/Biologicals			136,508
Ricoh International BV	IT & Office Supplies		13,550	115,067
Royal Tropical Institute	Other Services		805,064	
The Medical Export Group BV	Diagnostic Test Kits, Laboratory Supplies, Medical Equipment, Medical Renewable, Warehousing		279,716	8,867,284
Niger (the)				
Abdou Tankari	Transport	153,832		
CAT Logistics	Other Services, Transport	282,681		
CGC International	Other Services	196,181		
El Moctar Oumarou Taffa	Education Supplies, Shelter/Field Equip., Water & Sanitation	222,051		
Enisab	Other Services	138,082		
Entreprise Abouba Yacoubou	Other Services	204,580		
Entreprise Attaher Tabite	Other Services	184,086		
Entreprise Ben Cherif Abidine	Other Services	249,955		
Entreprise Ben Moussa	Other Services	177,219		
Entreprise Ibrahim Maman Di Malami	Other Services	232,782		
Ese Tiguidit	Other Services	214,974		
ETP/HA	Other Services	122,769		
Gadnet Securite	Other Services	115,712		
Groupe Sanecom	Other Services, Printing	421,342		
Hamani Yacouba	Other Services	195,600		
Hassane Salifou Ali	Shelter/Field Equip.	287,320		
Imprimerie Imba	Printing	138,646		
Librairie Nigemat	Education Supplies, IT & Office Supplies, Printing	104,876		
Loule Commerce	Transport	167,778		
Mahamadou Bagourme	Transport	188,538		
Matforce	Other Services	104,991		
Ratco Transit	Other Services, Transport	123,421		
Saddi Kemil	Other Services	156,156		
SNTC SA	Other Services	139,053		
Société Transformation Alimentaire	Nutrition	2,626,274		
Sokam Sarl	Other Services	140,449		
Total Niger	Fuel & Lubricants, Other Goods and Services	214,237		
Unilever Niger SA	Water & Sanitation	299,890		
Nigeria				
Africa Infrastructure Foundation	Other Services	102,906		
Airtel Networks Ltd	IT & Office Supplies, Other Services	108,592		

Annex 2

UNICEF procurement by country/area, supplier and category, giving separate US\$ values for local, country to country and international procurement (orders with a combined value of over US\$100,000)

Supplier	Commodities	Local	Country to country	Value (\$) International
Akintola Williams Deloitte	Other Services	8,828,535		
Golden Tulip Hotel & Conference	Other Services	184,749		
Justice Valentine International Ltd	Transport, Water & Sanitation	831,638		
Mediaserve Prints Ltd	Printing	599,294		
Petra Digital Press	Communication Equip., Printing	387,624		
Research and Marketing Services Ltd	Other Services	120,101		
Source Water Ltd	Other Services	113,400		
Norway				
GC Rieber Compact A/S	Nutrition			1,095,789
Laerdal Medical A/S	Education Supplies			477,195
OB Wiik A/S	Warehousing			204,295
Oman				
Security and Safety Services LLC	Other Services	112,208		
Pakistan				
Aan Associates	Other Services	243,065		
Aga Khan University	Other Services	285,578		
Agility Logistics Pvt Ltd	Other Services	142,194		
Al-Aziz Textile Print	Clothing & Footwear, Identific. & Signage, Printing	121,830		
Apex Consulting Pakistan	Other Services	1,176,835		
Avicenna Consulting Pvt Ltd	Other Services	163,493		
Buraq Surgical Corp	Medical Equipment			370,760
Chip Training and Consulting	Other Services	6,566,948		
Colgate Palmolive (Pakistan) Ltd	Water & Sanitation	255,916		
Collective For Social Sciences Research (Pvt) Ltd	Other Services	167,241		
Computer Data Solutions	IT & Office Supplies	152,575		
Coral Trading & Contracting Co	Medical Equipment, Medical/Hygiene Kits, Staff Supplies, Transport, Water & Sanitation	260,925		
Ernst & Young Ford Rhodes	Other Services	173,736		
Eycon (Pvt) Ltd	Other Services	175,722		
Falcon Surgical Co Pvt Ltd	Medical Equipment			115,236
Famous Electric	Other Services	240,461		
Flowpak Pump Industries Pvt Ltd	Water & Sanitation	153,621		
Freelance Business International	Education Supplies	115,810		
Future Icon Group	Education Supplies, Other Goods	160,511		
H Nizam Din & Sons	Warehousing, Water & Sanitation	102,176		
Haris Enterprises Pvt Ltd	Other Services	136,529		
H Sheikh Noor-Ud-Din & Sons Pvt Ltd	Shelter/Field Equip., Water & Sanitation	473,561		
Integrated Health Services	Other Services	1,896,541		
Interflow Communications Pvt Ltd	Other Services	2,444,382		
Jamal PVC Pipe Pvt Ltd	Water & Sanitation	102,242		
Jers Engineering Consultants	Other Services	116,966		
Kawsar Engineering Pvt Ltd	Water & Sanitation	134,541		
M/S Printage	Education Supplies, IT & Office Supplies	173,211		
MA International	IT & Office Supplies	526,929		
MAK Pump Pvt Ltd	Water & Sanitation	133,410		
Makhdooms Printing Press	Printing	101,325		
Malik Enterprises	IT & Office Supplies	346,241		
Mardan Traders	IT & Office Supplies	222,007		
Mediators Pvt Ltd	Other Services	169,029		

Supplier	Commodities	Local	Country to country	Value (\$) International
Mountain Institute for Educational Dev.	Other Services	164,762		
Mustashaar Social Development Advisors	Other Services	163,614		
National Tent House	Water & Sanitation	624,160		
NB Tents & Textiles Pvt Ltd	Clothing & Footwear, Warehousing, Water & Sanitation	238,393		
New Khalil Printings	Identific. & Signage	144,644		
Nizam Traders	Education Supplies	145,284		
Oasis Insights Pvt Ltd	Other Services	302,212		
Oxford Policy Management Ltd	Other Services	453,279		
Pak Enterprise	Other Services, Water & Sanitation	224,658		
Paramount Tarpaulin Industries	Shelter/Field Equip., Water & Sanitation	250,922		
Prime Services	Other Services	1,683,012		
Quick Process	Identific. & Signage, Printing	318,662		
Riz Consulting	Other Services	173,898		
Shaan International	IT & Office Supplies	712,579		
Super Soft Computers	Communication Equip., IT & Office Supplies, Other Goods	125,223		
Techno Consult International	Other Services	290,621		
The Point Communications	Other Services	421,224		
UBC Convertec Pvt Ltd	Printing	143,106		
United Business System	Architecture/Engineering	202,447		
Value Resources Pvt Ltd	Other Services	273,808		
Wackenhut Pakistan Pvt Ltd	Other Services	883,523		
Zahra Tents Industries Pvt Ltd	Shelter/Field Equip.	128,407		
Zeb Trading Corp	IT & Office Supplies	2,342,874		
Zee Brothers Pvt Ltd	Architecture/Engineering	139,360		
Panama				
DBM Panama SA	Other Services	114,000		
Quick Service Supplies	Communication Equip., IT & Office Supplies, Printing	2,771	98,046	
Peru				
Advantage Consulting SAC	Other Services	188,191		
Telemark Spain SI Sucursal Peru	Other Services	136,479		
Philippines (the)				
Accent-Micro Technologies Inc	IT & Office Supplies	176,840		
Alriz Enterprises	Clothing & Footwear, Communication Equip., Education Supplies, IT & Office Supplies, Medical Equipment, Printing, Shelter/Field Equip., Water & Sanitation	496,362		
AM Ramos Trading	Education Supplies, Water & Sanitation	1,189,758		
Appco Direct International	Other Services	1,400,385		
Bee Sin Canvas Store	Shelter/Field Equip.	382,081		
Central Home Furnishing Inc	Communication Equip., Education Supplies, Nutrition, Water & Sanitation	714,256	8,575	
Cofta Mouldings Corp	Education Supplies	310,496		
Educational Marketing Mentors	Education Supplies, Identific. & Signage, Printing, Water & Sanitation	406,760		
First Pinnacle Trading Corp	Shelter/Field Equip.	298,114		
Goetz Moving & Storage Inc	Other Services	245,541		
Institute of Philippine Culture	Other Services	142,532		
International Watercentre Pty Ltd	Other Services	120,000		
JDES Enterprises	Education Supplies, Water & Sanitation	1,253,893		
Kalusugan Ng Mag-Ina Inc	Other Services	127,234		
Lamoiyan Corp	Water & Sanitation	329,023		
Long Live Pharma	Water & Sanitation	345,183		

Annex 2

UNICEF procurement by country/area, supplier and category, giving separate US\$ values for local, country to country and international procurement (orders with a combined value of over US\$100,000)

Supplier	Commodities	Local	Country to country	Value (\$) International
Nextgen Commercial	Education Supplies, Water & Sanitation	991,116		
Redisol Inc	Water & Sanitation	386,969		
Roche (Philippines) Inc	Laboratory Supplies			151,160
Sedsan Commercial	Agriculture, Clothing & Footwear, Communication Equip., Education Supplies, IT & Office Supplies, Printing, Water & Sanitation	769,644		
Supervalue Inc	Water & Sanitation	313,720		
Toyota Pasong Tamo Inc	Transport	181,238		
Young's Sporting Goods	Education Supplies	141,034		
Poland				
Warsaw Pharmaceutical Works Joint Stock	Pharmaceuticals			205,607
Portugal				
Bastos Viegas SA	Medical Equipment, Medical Renewable			132,329
Republic of Korea (the)				
Ceragem Medisys Inc	Diagnostic Test Kits			393,000
Green Cross Corp	Vaccines/Biologicals			105,145
LG Life Sciences Ltd	Vaccines/Biologicals			2,708,489
SD Biosensor Inc	Diagnostic Test Kits			252,000
Standard Diagnostics Inc	Diagnostic Test Kits			3,309,631
Romania				
Infomed Fluids SRL	Pharmaceuticals			2,051,261
Pluriconsult Ltd	Other Services		174,525	
Russian Federation (the)				
FSUE of Chumakov Ipve Rams	Vaccines/Biologicals			7,580,832
Pjat Zvezd Llc	Other Services		106,747	
Rwanda				
Adecobr Ltd Construction Co	Other Services	208,696		
Agespero Security	IT & Office Supplies, Other Services	120,422		
Aquavirunga Ltd	Other Services	310,427		
Ecobe	Education Supplies, Other Services	191,021		
Engen Rwanda Sarl	Fuel & Lubricants	196,497		
Geco Inter	Other Services	326,703		
Printex Ltd	Printing	161,606		
Saudi Arabia				
Dar Al-Masarat for Ed. Dev. & Studies	Other Services	212,000		
Senegal				
Alminko	Education Supplies, Household Technology, Water & Sanitation	126,774		
Consortium Pour La Recherche Economique Et Sociale	Other Services		200,416	
Institut Pasteur De Dakar	Vaccines/Biologicals			2,453,331
King Fahd Palace Hotel	Other Services	300,677		
Neurotech	Communication Equip., IT & Office Supplies, Other Goods & Services	31,998	285,007	
Umi3189 Environnement Santé Sociétés	Other Services	102,171		
Seychelles				
TLC Trading Ltd	Other Goods, Transport			102,130
Sierra Leone				
Child Frontiers Ltd	Other Services		160,087	
Dreamperfect Solutions	Other Services	201,368		
Franzine Trading Enterprises	Water & Sanitation	338,795		
Logistics Solution & Services	Water & Sanitation	641,309		

Supplier	Commodities	Local	Country to country	Value (\$) International
National Petroleum (SL) Ltd	Fuel & Lubricants	141,724		
Project Peanut Butter	Nutrition	237,636		
Security Support Group International	Other Services	256,415		
Singapore				
Fleischhacker Llp	Education Supplies, Identific. & Signage, Medical/Hygiene Kits, Water & Sanitation		782,429	
Slovak Republic (the)				
Monarflex sro	Water & Sanitation			145,553
Pkp Bardejov sro	Nutrition			1,295,671
Solomon Islands				
Leeming International Consulting	Other Services		249,829	
Somalia				
Alnoor Almustaqeem General Trading Co	Other Services, Warehousing	162,482		
Bulaale General Trading & Construction Co	IT & Office Supplies, Other Services, Water & Sanitation	154,288		
Energy Engineerig & Marketing Ltd	IT & Office Supplies, Other Goods	126,263		
Physical Risk Solutions	Other Services	353,349		
RedR UK	Other Services	168,589		
South Africa				
Antalis South Africa Pty Ltd	Printing		122,680	
CTP Printers	Printing		213,881	
Deloitte & Touche	Other Services	132,235		
Diva Nutritional Products Pty Ltd	Nutrition			10,613,853
Economic Policy Research Institute	Other Services		102,467	
Edeni Chemical Trading Cc	Water & Sanitation		62,524	411,196
Foundation for Professional Development	Other Services	227,032		
Human Sciences Research Council	Other Services	298,225		
Institute of Health Programmes and Systems	Other Services	203,857		
International Fundraising SA	Other Services	715,773		
Jet Education Services	Other Services	171,171		
Magic Travel Pty Ltd	Other Services	222,624		
Masslift Africa Pty Ltd	Warehousing		109,593	
Praekelt Foundation	Other Services	246,148	102,072	
Reboni Furniture Group	IT & Office Supplies		841,159	
Red & Training Cc	Other Services	525,232		
Royal Haskoningdhv Pty Ltd	Other Services		823,624	
Seriti Printing Pty Ltd	Other Services, Printing, Warehousing	19,784	510,206	
Southern Hemisphere	Other Services			154,991
University Of Kwazulu-Natal	Other Services	418,408		
South Sudan				
Action Africa Help - International	Other Services	856,505		
AFEX		201,678		
Aron International Hotel	Other Services	155,787		
Brand Portal Group Ltd	Other Services	193,632		
Canaction Enterprise Ltd	Clothing & Footwear, Communication Equip., Fuel & Lubricants, IT & Office Supplies, Other Goods & Services, Shelter/Field Equip., Warehousing, Water & Sanitation	757,580		
Creative Designers & Screen Printer	Identific. & Signage, Other Goods, Printing	590,557		
Dalbit International Ltd	Fuel & Lubricants	110,863		

Annex 2

UNICEF procurement by country/area, supplier and category, giving separate US\$ values for local, country to country and international procurement (orders with a combined value of over US\$100,000)

Supplier	Commodities	Local	Country to country	Value (\$) International
Decons International Ltd	Other Services	135,678		
Ezentus Co Ltd	Transport, Water & Sanitation	266,917		
Gasco Ltd	Other Services	124,574		
Juba Grand Hotel Ltd	Other Services	104,115		
Muthaiga Travel Ltd	Other Services	301,482		
New York Hotel	Other Services	117,316		
RedR UK	Other Services	189,194		
Royal Park Investments Ltd	Other Services	131,386		
SDV Logistics (S) Ltd	Other Services	229,818		
Trojan Enterprises (SS) Ltd	Fuel & Lubricants, Other Goods & Services	3,218,162		
Warehousing Logistics Co Ltd	Warehousing	221,040		
Warrior Security Services	Other Services	587,381		
Spain				
Bombas Ideal SA	Water & Sanitation			726,533
Cartay Productos De Acogida SL	Water & Sanitation			1,458,921
Fabrez	Water & Sanitation		321,203	
Laboratorio Aldo-Union SA	Pharmaceuticals			487,732
Laboratorio Reig Jofre SA	Pharmaceuticals			221,789
Sri Lanka				
Colombo Int. Naut. & Eng. College	Education Supplies, Other Services	399,372		
Lallans Sports Goods Manufacturers	Education Supplies, Other Services	100,706		
Lapro Technologies Pvt Ltd	IT & Office Supplies, Other Services, Printing	137,465		
Sewalanka Foundation	Other Services	227,999		
VV Ramanthan & Co	Other Services	270,080		
State of Palestine				
Abu Fulan Company for General Contracting	Other Services	509,595		
Abu Jedian Shamlak Co	Other Services	152,364		
Al Safa Modern Co	Other Services	190,088		
Arcomed Co Ltd	Medical Equipment, Nutrition	192,099		
Badawi Information System	Communication Equip., IT & Office Supplies, Medical Equipment	110,509		
Beit Al-Makdes Health Services	Medical Equipment	262,844		
Brothers Company	Other Services	238,575		
Darwish Abu Muaileq Co	Other Services	183,399		
Future Bridge Co	Other Services	227,989		
Intermed-Pal	Medical Equipment	567,563		
Ismail Alaiva & Sons Co	Water & Sanitation	152,002		
Jawad Kuhail Co Ltd	Other Services	507,695		
Lemix Co Ltd	Medical Equipment, Water & Sanitation	703,451		
Medical Supplies and Services	Laboratory Supplies, Medical Equipment	130,594		
Mimar Real Estate Investment Co	Other Services	158,997		
Modern Technology Co	Medical Equipment	119,195		
Nasser Eddin Trading Group Ntg	Printing, Shelter/Field Equip., Warehousing, Water & Sanitation	162,439		
Palcon Company	Other Services	386,559		
Sharq International Technology	Medical Equipment	360,575		
Universal Group For Engineering and Consulting	Other Services	216,817		
Sudan (the)				
Ahmed Salih for Culture and Industry Inputs	Printing		106,649	
Albaraka Plastic Factory	Water & Sanitation		140,000	
Algaali Engineering and Contracting	Other Services	305,536		

Supplier	Commodities	Local	Country to country	Value (\$) International
El Nilein Engineering & Spare Parts Co Ltd	Agriculture		128,623	
Golden Arrow Co Ltd	Transport	121,000		
Nabta Air Cargo	Other Services	252,862		
Samil Industrial Co	Nutrition		2,497,440	
Sudanese Telecommunication Co Sudatel Khartoum	Other Services	143,154		
Sudanese Tractors Co Ltd	IT & Office Supplies	162,500	1,200,626	
Tagoug Soap Factory	Water & Sanitation		345,625	
Tarek Nour Limelight & Advertising	Other Services	436,432		
Tawfig Soap Factory	Water & Sanitation		258,125	
Technology of Submersible Pumps	Water & Sanitation		771,458	
Swaziland				
Ram Realty	Other Services	116,393		
Sweden				
Biab International AB	Education Supplies, Identific. & Signage, Printing			4,573,822
Dometic AB	Cold Chain Equipment			131,004
Hemocue AB	Laboratory Supplies, Medical Equipment		7,566	808,407
Indevelop Sweden AB	Other Services		1,000,712	
Linden International AB	Medical Equipment			844,628
Sibir International AB	Cold Chain Equipment			1,018,540
Smurfit Kappa Lagamill AB	Medical Renewable			3,071,654
Switzerland				
Atiks SA	Other Services			168,166
BASF Agro BV Arnhem	Bednets/Insecticide, Household Technology			17,951,979
Berlinger & Co AG	Cold Chain Equipment		13,942	907,602
Cold Chain Consultants Partners	Other Services			268,143
Crucell Switzerland AG	Vaccines/Biologicals			126,719,499
Jetivia SA	Other Services			120,420
Medela AG	Medical Equipment			1,224,619
Novartis Pharma Services AG	Pharmaceuticals			6,724,380
Open Systems AG	Other Services			3,446,980
Sharp Electronics Schweiz AG	Other Services			130,219
Societe Generale De Surveillance	Other Services		500,000	
Sustainable Outreach	Other Services			312,379
Swisscom (Suisse) SA	Communication Equip., Other Services	9,918		210,470
Vestergaard Frandsen Group SA	Bednets/Insecticide, Diagnostic Test Kits, Water & Sanitation			35,882,162
Syrian Arab Republic (the)				
Accad	Clothing & Footwear, Medical Renewable	2,714,441		
Ahmad & Fadi Saffaf Trading Co	Medical Equipment, Water & Sanitation	707,400		
Al Atassi for Trading and Manufacturing	Water & Sanitation	1,535,800		
Al Mustakbal Media	Other Services, Printing	163,613		
Aljarah Llc	Architecture/Engineering, Water & Sanitation	152,092		
Awad Caravans	Water & Sanitation	960,000		
DHL Global Forwarding	Other Services, Warehousing	1,400,644		
Ghossen Trading Co	Water & Sanitation	820,126		
Mikano International Ltd	IT & Office Supplies, Other Goods, Water & Sanitation	181,118		
Mohammad Wajih Barakat	IT & Office Supplies	708,380		
Moon House for Printing	Printing	105,953		
Nader Hamida	Printing	234,609		
Saeed Khamasmiea	Laboratory Supplies, Water & Sanitation	374,654		

Annex 2

UNICEF procurement by country/area, supplier and category, giving separate US\$ values for local, country to country and international procurement (orders with a combined value of over US\$100,000)

Supplier	Commodities	Local	Country to country	Value (\$) International
Salhani Printing Est	Printing, Warehousing	145,568		
Tadreeb	Other Services	546,948		
Thailand				
Appco Ltd	Other Services	955,920		
Asia-Pacific Development & Communication Centre	Other Services		173,160	
Chiang Mai University	Other Services		296,286	
Darnsutha Press Co Ltd	Printing		277,454	
Eastern Printing Public Co Ltd	Printing		517,686	
IPG Advertising (Thailand) Ltd	Other Services	155,705		
Pimolchai Suksakorn Co Ltd	Education Supplies, Nutrition	2,279		1,364,160
PR Recruitment and Business Management Co Ltd	Other Services	338,310		
RMA Automotive Co Ltd	Transport			371,395
Rockworth Public Co Ltd	IT & Office Supplies	3,044	265,493	
Saengroong Books Factory Co Ltd	Printing		1,180,139	
Sirivatana Interprint PLC	Printing		1,033,810	
Teledirect Telecommerce (Thailand) Ltd	Other Services	179,293		
Thantawan Industry PLC	Medical Renewable			190,134
Timor-Leste				
New Star Co Ltd	Water & Sanitation	182,510		
Togo				
Entreprise Moderne De Technologie	Other Services	122,890		
Tunisia				
Oxford Policy Management	Other Services		271,413	
Turkey				
Bilgi Egitim Teknolojileri Ltd	IT & Office Supplies	180,055		
Buyukbese Kirtasiye Enver Buyukbese Ve Ortaklari	Education Supplies	102,616		
Gençlik Taahhut Giyim Tekstil Ins San Ltd	Clothing & Footwear	300,783		
Gençlik Servisleri Merkezi	Other Services	132,124		
Men Anorak Tekstil San Tic Ltd Sti	Clothing & Footwear	1,239,189		
Meteksan Printing & Industrial Trade Co	Clothing & Footwear	265,368		
Ofisteknik Dokumantasyon Hizmetleri Ve Buro Makineleri Ltd Sti	IT & Office Supplies	137,912		
Prefri Prefabrik Yapi End Bil Tic Ltd Sti	Shelter/Field Equip.	1,308,399		
Senkardes	Water & Sanitation		571,985	
Türkiye Kizilay Dernegi	Shelter/Field Equip.	367,400		
Umur Basim Sanayi Tic AS	Printing	208,892		
Uzman Matbaacilik Yayıncılık Kagitcilik Turizm Ins.	Printing	244,335		
Yorum Basın Yayın Sanayii Ltd Sti	Other Goods, Printing	138,682		
Uganda				
Action Africa Help Uganda	Architecture/Engineering, Water & Sanitation	189,727		
Africa Broadcasting Uganda Ltd	Communication Equip., Other Services	262,547		
Associated Design and Build Engineers Ltd	Water & Sanitation	118,043		
Childfund International	Other Services	1,175,846		
Dimension Data Uganda Ltd	IT & Office Supplies, Other Goods & Services	9,413	155,854	
D-Mark Co Ltd	Other Goods & Services	133,476		
Draco Uganda Ltd	Water & Sanitation	214,340		
Fountain Publishers Ltd	Education Supplies	208,166		
Healthnet Consult Ltd	Other Services			108,000
Hydratech Uganda Ltd	Other Services, Water & Sanitation	129,430		

Supplier	Commodities	Local	Country to country	Value (\$) International
Innovation Africa Ltd	Water & Sanitation	148,895		
Jotell Consulting Ltd	Other Services		287,813	
Makerere University School of Public Health	Other Services	189,627		
Mednet Healthcare Uganda Ltd	Laboratory Supplies	106,401		
Mountbatten Ltd	Other Services	198,302		
MPK Graphics Ltd	Identific. & Signage, Other Goods, Printing	110,380		
MTN Uganda Ltd	Communication Equip., IT & Office Supplies, Other Goods & Services	109,154		
Mukwano Industries Uganda Ltd	Water & Sanitation	33,009	615,548	
New Vision Printing & Publishing	Communication Equip., Education Supplies, Other Goods & Services, Printing	325,190		
Population Council	Other Services	95,190	255,460	
Program for Accessible Health	Water & Sanitation	119,652		
Rajan Enterprises Uganda Ltd	Water & Sanitation	124,998	74,682	
Royal Techno Industries Ltd	Other Services, Water & Sanitation	195,308		
Shell Uganda	Cold Chain Equipment, Fuel & Lubricants, Other Goods	394,934		
Spedag Interfreight Uganda Ltd	Other Services, Warehousing	367,074		
Speke Resort Munyonyo	Other Services	100,277		
Techno Brain BPO/ITES Uganda Ltd	Other Services	160,671		
The Monitor Publications Ltd	Communication Equip., Other Goods & Services, Printing	105,036		
Threeways Distribution Ltd	Other Services, Transport	235,737		
Uganda Telecom	Other Goods & Services	233,107		
Yo! Uganda Ltd	Other Services	152,828		
Ukraine				
Arena	Other Services	269,372		
UISR After Olexander Yaremenko	Other Services	144,982		
Ukrainian Conference Service Center	Other Services	197,511		
United Arab Emirates (the)				
Abu Dhabi Medical Devices Co LLC	Medical Renewable			2,992,417
Adpower FZCO	IT & Office Supplies, Water & Sanitation		174,947	
Al Ghurair Printing & Publishing	Education Supplies, IT & Office Supplies, Printing		110,965	
Gulf Pharmaceutical Industries	Pharmaceuticals			1,306,670
Mogadishu Stars General Trading LLC	Other Services		160,954	
NRS International FZCO	Shelter/Field Equip.			4,038,619
Nutricia Middle East Dmcc	Nutrition		295,548	
Oki General Trading LLC	Shelter/Field Equip.			1,286,217
Pam Dubai	Communication Equip., Other Services		110,551	
World Food Programme Dubai	Communication Equip., Other Goods, Transport		149,381	122,992
United Kingdom				
Armoured Project Vehicles Ltd	Transport			1,405,484
Avery Weigh-Tronix Ltd	Nutrition			164,802
BBC Media Action	Other Services		299,729	
Butyl Products Ltd	Water & Sanitation			1,191,489
Catalyst IT Europe Ltd	Other Services			367,930
CFBT Education Trust	Other Services		1,857,872	
Chartered Inst. of Pub. Fin. & Acc.	Other Services			488,713
Coram Children's Legal Centre	Other Services		694,353	
Cranfield Management Development Ltd	Other Services			218,223
Cromwell Tools Ltd	Education Supplies, IT & Office Supplies		32,666	180,244
Crown Agents for Oversea Gov. and Ad. Ltd	Nutrition, Water & Sanitation			2,259,860

Annex 2

UNICEF procurement by country/area, supplier and category, giving separate US\$ values for local, country to country and international procurement (orders with a combined value of over US\$100,000)

Supplier	Commodities	Local	Country to country	Value (\$) International
Delagua Water Testing Ltd	Water & Sanitation			150,197
Dulas Ltd	Cold Chain Equipment			8,825,366
Durbin PLC	Medical Renewable, Pharmaceuticals			1,555,549
Education for Change Ltd	Other Services		225,520	
EG Sheppardmoscow Llp	Other Services			365,600
Evenproducts Ltd	Water & Sanitation			833,992
Fairey Industrial Ceramics Ltd	Water & Sanitation			501,481
Fairford Electronics Ltd	Other Services, Water & Sanitation			118,603
GlaxoSmithKline Export Ltd	Pharmaceuticals			121,627
Hattersley Aladdin Ltd	Cold Chain Equipment			401,131
Hesco Bastion Ltd	IT & Office Supplies			166,341
Hydrachem Ltd	Water & Sanitation			1,487,798
Institute of Development Studies	Other Services		342,044	
International Education Partners	Other Services		174,260	
International Medical Corps UK	Nutrition		119,396	
ITAD Ltd	Other Services			553,341
J&D Wilkie Ltd Trading As Jack Ellis Body Protection	Staff Supplies			164,588
Jankel Armouring Ltd	Other Services, Transport		18,000	3,133,964
JBS Executive Education Ltd	Other Services			2,253,000
Kifani Solutions Ltd	Other Services		671,620	
Lifeline Technologies Trading Ltd	Education Supplies			327,494
Liverpool School of Tropical Medicine	Other Services		3,212,490	
Mannion Daniels	Other Services		560,949	
Medreich PLC	Pharmaceuticals			2,414,128
Mokoro Ltd	Other Services			499,850
Morningside Pharmaceuticals Ltd	Medical Renewable, Pharmaceuticals			5,696,789
Osprey Ltd	Water & Sanitation			975,429
Overseas Development Institute	Other Services		228,663	
Oxford Policy Management Ltd	Other Services		1,672,021	
Oxford Poverty and Human Development Initiative	Other Services		197,601	
Palintest Ltd	Water & Sanitation			338,257
Pastoralists Consultants International	Other Services		255,720	
Rosetta Stone	Other Services			105,000
Sollatek UK Ltd	Cold Chain Equipment			1,073,786
Strategic Agenda Llp	Other Services			154,233
Toyota Gibraltar Stockholdings Ltd	Other Goods, Transport		946,943	11,996,035
True Energy Ltd	Cold Chain Equipment			1,273,040
Valid International Ltd	Other Services		536,588	
Vine Management Consulting	Other Services			111,775
Walkgrove Ltd	Other Services			173,422
United Republic of Tanzania (the)				
Clouds Entertainment Co Ltd	Other Services	117,192		
CSI Construction (1997) Ltd	Other Services	123,535		
Jamana Printers Ltd	Printing	522,832		
Julie Pudlowski Consulting	Other Services, Printing		182,420	
Ledger Plaza Bahari Beach	Other Goods & Services	110,227		
Net Health Ltd	Bednets/Insecticide			21,462,997
Power Foods Industries Ltd	Nutrition	614,817		853,502
Tanzania Printing Services	Education Supplies		777,251	

Supplier	Commodities	Local	Country to country	Value (\$) International
The CSR Group Africa Ltd	Other Services	311,999		
United States				
Access Bio Inc	Diagnostic Test Kits			409,184
Accounting Principals	Other Services			285,573
Advanced Computer Concepts	IT & Office Supplies, Other Goods			177,853
Alliance Sourcing Inc	Other Services			155,845
American Institutes For Research	Other Services		685,440	
American University	Other Services		207,085	
Americas Generators Inc	Water & Sanitation			124,450
AT&T Corp	Other Services			120,000
Atlantic Business Products	Other Services			218,599
Atlantic Business Systems Inc	IT & Office Supplies, Other Goods		115,683	1,715,257
BT Americas Inc	Other Services			509,600
Cardinal Scale Manufacturing Co	Nutrition			436,398
Challenge Dairy Products Inc	Nutrition			1,053,602
ChemBio Diagnostics Systems Inc	Diagnostic Test Kits			5,554,456
Cisco Systems Inc	Communication Equip., IT & Office Supplies, Other Goods			743,186
Citrix Systems Inc	IT & Office Supplies, Other Goods			179,291
Collins Building Services Inc	Other Services			235,240
Columbia Group for Children in Adversity	Other Services		251,912	
Community Systems Foundation	Other Services		250,422	899,068
Cutter Information Llc	Other Services			424,005
Deloitte & Touche Llp	Other Services			366,890
DH Solutions Llc	Other Services		139,118	
Disease Control Technologies Private	Bednets/Insecticide			1,836,155
DLT Solutions Llc	Other Goods & Services			199,673
Docuphile Media Llc	Other Services			100,485
Duke University	Other Services		284,914	
E5 Solution Group Llc	Other Services			1,181,050
Edesia	Nutrition			6,046,752
Ehealth and Information Systems Nigeria	Other Services		659,905	
Emerging Markets Communications Llc	Other Services		164,193	227,625
Enterprise Consulting Services Inc	Other Services			145,320
FHI Development 360 Llc	Other Services		675,000	
Forrest Solutions	Other Services			586,176
Forrester Research Inc	Other Services			377,575
Gartner Inc	IT & Office Supplies, Other Services			183,210
Global Emergency Group Llc	Other Services		162,685	
Globecomm Systems Inc	IT & Office Supplies, Other Services		278,009	2,885
Graphics Service Bureau Inc	Other Goods & Services			383,684
Harvard School of Public Health	Other Services		212,016	
Hewlett Packard	IT & Office Supplies, Other Goods & Services			1,219,629
ICF Macro Inc	Other Services		289,870	
Iknow Llc	Other Services			168,600
Insead	Other Services		45,180	727,600
International Business Machines	IT & Office Supplies			312,326
ISR Info Way Inc	Other Services			211,120
Johns Hopkins University School of Nursing	Other Services			421,365
KPMG Llp	Other Services		27,246	522,580

Annex 2

UNICEF procurement by country/area, supplier and category, giving separate US\$ values for local, country to country and international procurement (orders with a combined value of over US\$100,000)

Supplier	Commodities	Local	Country to country	Value (\$) International
Macro International Inc	Other Services		243,527	
Madurasoft	Other Services			489,888
Maestral International Llc	Other Services		266,514	
Maganti IT Resources Llc	Other Services			197,925
Mana Nutritive Aid Products Inc	Nutrition			6,415,140
Manhattan Information Systems Inc	Communication Equip., IT & Office Supplies, Other Goods			168,739
Merck & Co Inc	Vaccines/Biologicals			19,455,545
Microsoft Corp	IT & Office Supplies, Other Services			5,556,153
Naked New York Llc	Other Services			492,273
Ohio University	Other Services			261,286
Omega World Travel	Other Services			387,000
Oracle America Inc	IT & Office Supplies			602,772
PCI Media Impact	Other Services		218,890	
Pfizer Inc	Vaccines/Biologicals			219,072,780
Planson International Corp	Communication Equip., IT & Office Supplies, Other Goods		226,983	2,568,283
PricewaterhouseCoopers Llp	Other Services			415,775
Procter & Gamble Co	Water & Sanitation			1,469,853
Prographics Inc	Other Services			124,509
Rain Barrel Communication Llc	Other Services		271,576	
Redi4Change Llc	Other Services		535,185	
Retractable Technologies Inc	Medical Renewable			3,070,654
Samyu Associates Llc	Other Services			158,340
SAP America Inc	IT & Office Supplies, Other Services			4,389,673
SHI International Corp	IT & Office Supplies, Other Goods		144	333,439
SK Cabling Systems Llc	Other Services			299,959
Solar Electric Light Fund	Other Services		283,085	
Stratman Llc	Other Services		314,621	33,804
Sundancer Refrigeration Inc	Cold Chain Equipment			1,012,960
Sungard Availability Services Lp	Other Services			2,439,620
SVI America Corp	Other Services			107,690
Symantec Corp	IT & Office Supplies			234,875
Synergy Corporate Technologies Ltd	IT & Office Supplies			147,840
Tabatchnick Fine Foods Inc	Nutrition			10,269,398
The Hired Guns Marketing Consulting Group Llc	Other Services			164,065
The Konterra Group	Other Services			174,507
Thoughtworks Inc	Other Services		1,367,422	50,054
Tulane University	Other Services		148,841	
University Of Pennsylvania	Other Services			191,286
Wisconsin Aluminum Foundry Co Inc	Medical Equipment			467,694
Uruguay				
Meralir SA	Other Goods, Printing	256,267		
SITC SRL	Other Services	103,280		
Teomac SA	Other Services	294,607		
Tiempost Uruguay SA	Other Services	100,358		
Work Office SA	Other Services	122,587		
Uzbekistan				
Mega Basim Yayin Sanayi Ve Ticaret.	Printing	107,562		
Omega Alfa Shans	Other Services	133,122		

Supplier	Commodities	Local	Country to country	Value (\$) International
Vanuatu				
Wilco Hardware	IT & Office Supplies		111,260	
Yemen				
Al- Hareth Corporation for Trading	Other Services	121,520		
Al-Adel for General Trading	Clothing & Footwear, Other Services, Shelter/Field Equip., Warehousing, Water & Sanitation	1,235,742		
Al-Awadhi Furniture & General Service	Household Technology, IT & Office Supplies, Water & Sanitation	710,789		
Al-Faqeeh Brothers for Trading & Import	Water & Sanitation	100,440		
Al-Mohsen Bros Co	Communication Equip., IT & Office Supplies	186,883		
Al-Noor For Printing & Paper	Printing	134,392		
Alwajeeh for General Trade	Water & Sanitation	162,950		
AMTC Toyota	Transport	106,001		
Bilal Al-Hubaishi for Trading & Agencies	Water & Sanitation	532,402		
G4S Security Solution Yemen	Other Services	112,126		
Multaka Al-Karat for Marketing	Water & Sanitation	346,526		
Onex Design and Advert	IT & Office Supplies, Medical Renewable, Printing	481,240		
Silver Filters Company	Water & Sanitation	208,649		
Stallion Security & Safety Services	Other Goods & Services	665,403		
Transoceanic Projects	Other Services	137,772		
Zambia				
AnSCO Ground Water Ltd	Other Services	165,099		
China Gansu Engineering Corp	Other Services	1,605,823		
DDB Iris Zambia Ltd	Other Services	129,662		
Geotech Engineering Pty Ltd	Other Services	271,910		
Goman Advertising Ltd	Other Services	172,849		
Hazida Ltd	Communication Equip.	187,710		
Image Promotions	Other Services	201,825		
International Development Enterprises	Other Services	504,136		
iSchool Zambia Ltd	Other Services	205,741		
Longman Zambia Ltd	Printing	330,489		
MECB Consulting Ltd	Other Services	161,476		
Melcome Marketing and Distributors	Clothing & Footwear, Medical Renewable, Other Goods, Pharmaceuticals, Shelter/Field Equip.	192,509		
New Horizon Printing Press	IT & Office Supplies, Other Services, Printing, Warehousing	883,655		
Plan Net Jobbing Ltd	Clothing & Footwear, Identific. & Signage, Shelter/Field Equip.	123,881		
Protea Safari Lodge	Other Services	114,828		
Reliance Technology Ltd	IT & Office Supplies	169,604		
Ruralnet Association Ltd	Other Services	172,376		
Sumadhura Technologies Ltd	Other Services	249,300		
Supersonic International Zambia Ltd	IT & Office Supplies	448,728		
WRC Consultants Ltd	Other Services	409,615		
Zambezi Drilling & Exploration Ltd	Other Services	858,244		
Zimbabwe				
Blue Gold Drilling	Other Services	872,991		
China JX International Engineering	Other Services	702,292		
Crown Agents Zimbabwe	Other Services	13,596,783		
Daeta International Trading Cc	Communication Equip., IT & Office Supplies, Printing, Transport, Warehousing	132,243		
Development Data	Other Services	490,990		

Annex 2

UNICEF procurement by country/area, supplier and category, giving separate US\$ values for local, country to country and international procurement (orders with a combined value of over US\$100,000)

Supplier	Commodities	Local	Country to country	Value (\$) International
Ernst & Young	Other Services	417,300		
Hydroproject Pvt Ltd	Other Services	1,078,393		
Institute of Environmental Studies	Other Services	184,635		
Multiforce Contractors Pvt Ltd	Other Services	749,350		
National Generics T/A Greenwood Wholesalers	Education Supplies, Warehousing	156,140		
Sable Press Pvt Ltd	Printing	134,389		
Sidal Engineering	Other Services	2,230,086		
Solar Shack Pvt Ltd	Communication Equip., Other Services	114,238		
Spick & Span Hygienic Services	Other Services	171,722		
Turnstead Investments Pvt Ltd	Clothing & Footwear, Cold Chain Equipment	206,516		
V and W Engineering	Agriculture	1,082,406		
WK Construction Pty Ltd	Other Services	3,661,303		
World Bicycle Relief	Other Goods, Transport	1,738	162,772	

Annex 3(a)

Destination countries/
areas for UNICEF
procured commodities,
aggregating local, country
to country and international
procurement

Country/area	Value (\$)	Country/area	Value (\$)	Country/area	Value (\$)
Afghanistan	57,899,773	Gambia (the)	4,110,254	Papua New Guinea	8,352,103
Albania	2,356,349	Georgia	2,386,364	Paraguay	71,729
Algeria	693,379	Ghana	32,253,928	Peru	15,161,363
Angola	18,957,874	Guatemala	700,096	Philippines (the)	43,256,942
Argentina	1,461,451	Guinea	8,792,242	Republic of Moldova	879,690
Armenia	2,084,389	Guinea-Bissau	5,953,539	Romania	234,649
Azerbaijan	2,512,766	Guyana	337,176	Rwanda	22,252,823
Bangladesh	95,241,845	Haiti	8,420,079	Sao Tome and Principe	292,055
Barbados	56,193	Honduras	3,039,954	Saudi Arabia	99,738
Belarus	1,337,863	India	38,633,642	Senegal	21,067,222
Belize	64,280	Indonesia	1,296,147	Serbia	130,769
Benin	14,534,779	Iran (Islamic Republic of)	1,651,167	Seychelles	2,000
Bhutan	715,626	Iraq	8,140,720	Sierra Leone	25,858,008
Bolivia (Plurinational State of)	1,409,705	Israel	4,050,783	Solomon Islands	230,733
Bosnia and Herzegovina	637,227	Italy (HQ Location)	37,088	Somalia	23,556,651
Botswana	271,837	Jamaica	151,360	South Africa	221,159
Brazil	758,797	Jordan	20,956,935	South Sudan	20,030,318
Bulgaria	21,355	Kazakhstan	258,583	Sri Lanka	4,107,870
Burkina Faso	33,426,386	Kenya	59,304,612	State of Palestine	4,353,494
Burundi	17,929,364	Kiribati	55,732	Sudan (the)	81,000,035
Cambodia	10,630,357	Kosovo	670,544	Suriname	15,225
Cameroon	31,602,753	Kyrgyzstan	4,410,253	Swaziland	3,189,998
Cabo Verde	322,037	Lao People's Democratic Republic (the)	5,772,050	Switzerland (HQ Location)	573,457
Central African Republic (the)	13,914,430	Lebanon	22,226,476	Syrian Arab Republic (the)	66,191,168
Chad	42,987,135	Lesotho	1,133,829	Tajikistan	5,165,694
Chile	189,336	Liberia	5,926,956	Thailand	508,933
China	1,852,112	Libya	353,522	The former Yugoslav Republic of Macedonia	67,426
Colombia	126,504	Madagascar	34,860,379	Timor-Leste	1,090,885
Comoros (the)	743,492	Malawi	28,916,597	Togo	9,473,293
Congo (the)	5,458,248	Malaysia	51,667	Trinidad and Tobago	17,871
Costa Rica	100,171	Maldives	337,391	Tunisia	34,724
Côte d'Ivoire	14,683,855	Mali	42,077,337	Turkey	9,598,931
Croatia	253,067	Mauritania	7,694,902	Turkmenistan	3,229,550
Cuba	2,110,987	Mexico	204,770	Uganda	36,642,516
Democratic People's Republic of Korea (the)	20,841,618	Mongolia	3,149,775	Ukraine	190,733
Democratic Republic of the Congo (the)	105,021,903	Montenegro	139,086	United Arab Emirates (the) (Area Office location)	462,756
Denmark (HQ Location)	14,669,657	Morocco	8,553,009	United Republic of Tanzania (the)	42,457,230
Djibouti	2,156,768	Mozambique	29,400,148	United States (HQ Location)	2,590,898
Dominican Republic (the)	117,842	Myanmar	21,345,593	Uruguay	313,126
Ecuador	49,900	Namibia	810,308	Uzbekistan	7,562,120
Egypt	19,837,799	Nepal	9,417,914	Vanuatu	77,503
El Salvador	2,214,186	Nicaragua	3,579,842	Venezuela (Bolivarian Republic of)	268,850
Equatorial Guinea	1,004,498	Niger (the)	47,685,310	Viet Nam	11,371,485
Eritrea	4,408,568	Nigeria	180,681,172	Yemen	51,677,817
Ethiopia	138,893,356	Oman (Area Office location)	111,076	Zambia	73,489,484
Fiji	1,214,688	Pakistan	191,319,061	Zimbabwe	90,629,778
Gabon	1,083,035	Panama	172,043		

Annex 3(b)

UNICEF countries/areas where services were used, aggregating local, country to country and international procurement

Country/area	Value (\$)	Country/area	Value (\$)	Country/area	Value (\$)
Afghanistan	12,594,209	Gambia (the)	449,948	Papua New Guinea	971,255
Albania	927,166	Georgia	664,118	Paraguay	236,983
Algeria	1,111,032	Ghana	3,275,053	Peru	2,665,595
Angola	4,776,760	Guatemala	690,013	Philippines (the)	7,085,701
Argentina	6,931,367	Guinea	9,492,503	Republic of Moldova	269,898
Armenia	273,181	Guinea-Bissau	1,925,464	Romania	460,285
Azerbaijan	617,657	Guyana	476,839	Rwanda	4,970,735
Bangladesh	7,021,847	Haiti	13,265,456	Sao Tome and Principe	231,450
Barbados	107,353	Honduras	256,240	Saudi Arabia	687,004
Belarus	204,358	India	32,954,503	Senegal	5,992,399
Belgium (HQ Location)	190,740	Indonesia	5,087,486	Serbia	576,898
Belize	156,570	Iran (Islamic Republic of)	620,066	Seychelles	2,844
Benin	1,727,527	Iraq	5,203,557	Sierra Leone	5,399,633
Bhutan	406,273	Italy (HQ Location)	1,165,665	Solomon Islands	19,501
Bolivia (Plurinational State of)	851,272	Jamaica	230,380	Somalia	6,507,319
Bosnia and Herzegovina	832,499	Jordan	7,619,944	South Africa	4,852,836
Botswana	343,098	Kazakhstan	688,508	South Sudan	13,990,717
Brazil	3,706,120	Kenya	7,478,045	Sri Lanka	1,305,945
Bulgaria	549,656	Kiribati	27,813	State of Palestine	3,687,404
Burkina Faso	7,296,200	Kosovo	694,512	Sudan (the)	6,535,226
Burundi	4,604,079	Kyrgyzstan	3,859,476	Suriname	2,616
Cambodia	2,061,277	Lao People's Democratic Republic (the)	1,357,369	Swaziland	692,551
Cameroon	2,845,278	Lebanon	3,035,653	Switzerland (HQ Location)	4,664,858
Cabo Verde	40,632	Lesotho	926,070	Syrian Arab Republic (the)	5,401,791
Central African Republic (the)	4,821,627	Liberia	3,577,679	Tajikistan	1,225,808
Chad	11,965,097	Libya	2,032,802	Thailand	4,830,145
Chile	1,873,970	Madagascar	5,675,454	The former Yugoslav Republic of Macedonia	191,896
China	1,600,778	Malawi	9,703,443	Timor-Leste	875,346
Colombia	7,030,260	Malaysia	2,890,856	Togo	1,825,476
Comoros (the)	324,538	Maldives	443,209	Trinidad and Tobago	1,601
Congo (the)	4,281,215	Mali	10,003,126	Tunisia	533,956
Costa Rica	615,231	Marshall Islands (the)	1,027	Turkey	1,783,035
Côte d'Ivoire	4,712,976	Mauritania	3,085,438	Turkmenistan	628,945
Croatia	797,033	Mexico	1,453,335	Uganda	11,652,485
Cuba	1,283,041	Micronesia (Federated States of)	1,374	Ukraine	1,337,091
Democratic People's Republic of Korea (the)	755,527	Mongolia	1,619,559	United Republic of Tanzania (the)	3,785,769
Democratic Republic of the Congo (the)	18,238,006	Montenegro	610,448	United States (HQ Location)	50,119,371
Denmark (HQ Location)	2,729,224	Morocco	1,523,566	Uruguay	1,323,542
Djibouti	409,400	Mozambique	3,438,443	Uzbekistan	1,332,141
Dominican Republic (the)	186,506	Myanmar	4,142,880	Vanuatu	8,994
Ecuador	1,150,514	Namibia	590,829	Venezuela (Bolivarian Republic of)	424,765
Egypt	1,254,394	Nepal	6,558,730	Viet Nam	916,645
El Salvador	482,081	Nicaragua	331,290	Yemen	4,461,695
Equatorial Guinea	298,790	Niger (the)	11,304,258	Zambia	10,231,083
Eritrea	1,340,001	Nigeria	25,226,974	Zimbabwe	36,597,687
Ethiopia	20,074,573	Oman (Area Office location)	615,098		
Fiji	1,873,431	Pakistan	25,570,059		
Gabon	299,901	Panama	1,907,121		

Annex 4

Number of companies invited to bid by Supply Division and the number of responses received, by country/area

Country/area	Number of invitees	Number of Responses	Country/area	Number of invitees	Number of Responses
Argentina	2	0	Mexico	2	1
Australia	17	6	Nepal	1	1
Austria	6	2	Netherlands (the)	75	47
Bangladesh	15	9	New Zealand	1	1
Belgium	42	32	Niger (the)	1	1
Brazil	5	4	Nigeria	7	2
Bulgaria	1	1	Norway	8	7
Burkina Faso	1	1	Oman	2	1
Canada	18	6	Pakistan	55	41
Chile	1	1	Palestine	4	4
China	149	82	Peru	1	0
Cuba	1	0	Philippines (the)	2	2
Cyprus	19	12	Poland	5	4
Czech Republic (the)	3	2	Portugal	6	2
Denmark	170	89	Qatar	6	3
Egypt	7	1	Republic of Korea (the)	11	4
Ethiopia	5	2	Romania	1	0
Finland	9	7	Russian Federation (the)	3	1
France	75	56	Saudi Arabia	1	0
Germany	216	118	Senegal	1	1
Greece	3	3	Seychelles	2	2
Guatemala	2	2	Sierra Leone	1	1
Haiti	1	1	Singapore	2	2
Hungary	7	4	Slovak Republic (the)	1	0
India	242	149	South Africa	22	11
Indonesia	10	5	Spain	27	17
Ireland	14	12	Sudan	1	1
Israel	4	3	Sweden	17	11
Italy	79	53	Switzerland	22	13
Japan	11	4	Syrian Arab Republic (the)	1	0
Jordan	6	3	Thailand	8	6
Kenya	26	15	Turkey	24	14
Kuwait	1	1	Uganda	6	4
Latvia	1	1	United Arab Emirates (the)	34	26
Lebanon	12	11	United Kingdom	191	130
Luxembourg	7	7	United Republic of Tanzania (the)	3	2
Madagascar	1	1	United States	101	58
Malawi	3	2	Viet Nam	1	0
Malaysia	9	3			



San Roque, Philippines – December 2013. When six-year-old Jerick and his family returned to their house after Typhoon Haiyan, they found nothing left. Jerick was recovering from the trauma he experienced surviving the storm. He resumed learning in a temporary classroom and was super excited with his back-to-school kit distributed as part of UNICEF's child-focused supply response.

About UNICEF

UNICEF promotes the rights and well-being of every child in everything we do. Together with our partners, we work in 190 countries and territories to translate that commitment into practical action, focusing special effort on reaching the most vulnerable and excluded children, to the benefit of all children, everywhere.

For more information about UNICEF and its work, please visit:
www.unicef.org

Photo credits

Front page ©UNICEF/NYHQ2013-1327/Mebrahtu | Pg 2 ©UNICEF/PFPG2013P-0524/Maitem | Pg 5 ©UNICEF/NYHQ2012-1416/Sokol | Pg 8 ©UNICEF/NYHQ1998-1154/Pirozzi, ©UNICEF/NYHQ2011-2454/Sokol | Pg 9 ©UNICEF/INDA2012-00413/Biswas, ©UNICEF/INDA2012-00414/Biswas, ©UNICEF/AFGA2012-00170/Froutan | Pg 10 ©UNICEF/DENM2013-00455/Meeus | Pg 15 ©UNICEF/PFPG2013P-0437/Rashidi | Pg 18 ©UNICEF/INDA2012-00252/Vishwanathan, ©UNICEF/NYHQ2005-0232/Pietrasik, ©UNICEF/NYHQ2012-0641/Nesbitt, ©UNICEF/NYHQ2012-1641/Pietrasik, ©UNICEF/DENM2013-00495/Pabla van Heck | Pg 19 ©AP Photo/Jae C. Hong, ©UNICEF/ALBA000388/Pirozzi, ©UNICEF/NYHQ2005-0240/Pirozzi, ©UNICEF/INDA2010-00170/Crouch, ©UNICEF/DENM2013-00496/SD Innovation Unit, ©UNICEF/DENM2013-00497/SD Innovation Unit, ©UNICEF/DENM2013-00498/Charag Krishnan, ©UNICEF/DENM2013-00499/Marc McDonald, ©UNICEF/DENM2013-00500/Murphy Burnham & Buttrick Architects, ©UNICEF/DENM2013-00501/UNICEF Uganda | Pg 23 ©UNICEF/DENM2013-00360/Syed | Pg 29 ©UNICEF/NYHQ2011-1329/Getachew, ©UNICEF/INDA2012-00093/Vishwanathan | Pg 34 ©UNICEF/ETHA2013_00323/Ose | Pg 36 ©UNICEF/DENM2013-00199/Thoby | Pg 84 ©UNICEF/UKLA2013-04509/Lane



UNICEF Supply Division
Oceanvej 10-12
2150 Nordhavn
Copenhagen
Denmark

Telephone: +(45) 45 33 55 00
Email: supply@unicef.org
www.unicef.org/supply
www.supplychainsforchildren.org
<http://unicefinnovation.org/>