



**UNICEF**

Humanitarian Action  
for Children **2015**

**Overview**

unicef 

unite for children



© UNICEF/NYHQ2014-0070/FELVNN

*CENTRAL AFRICAN REPUBLIC, 2014*  
*In January 2014, UNICEF Executive Director Anthony Lake visits a UNICEF child-friendly space in Bossangoa, the capital of Ouham Prefecture, Central African Republic, as part of his four-day visit to the country.*

## Executive Director's Foreword

### Humanitarian Action for Children 2015

The year 2014 was one of sharp contrasts for the world's children – posing new challenges for UNICEF's work to improve their lives and emphasizing the critical necessity of investing in their resilience, before, during, and after emergencies.

In November, we marked the 25th anniversary of the Convention on the Rights of the Child and the remarkable progress that has been made for children over the last quarter century. There is much to celebrate: A child born today has a far better chance than a child born in 1989 to survive and thrive, to learn and grow, to participate and contribute to society.

But for millions of children, the promise of the Convention has not been fulfilled: their rights brutally violated; their hopes and dreams for a better life destroyed. Nowhere is this harsh reality more starkly and sadly apparent than in the lives of children caught up in humanitarian crises.

In 2014 in countries around the world, violent conflicts imperiled millions of children and families. Children were bombed in their beds and in their schools; kidnapped, tortured, and recruited for battle. Natural and man-made disasters endangered millions more. And chronic humanitarian crises subjected yet more children to profound deprivation and despair.

Some of these humanitarian crises have dominated headlines and television news – and none more than the Ebola epidemic. The biggest outbreak in history of the deadly disease claimed thousands of lives in 2014 and continues to stalk the affected countries.

Other humanitarian situations – especially chronic crises – have been hidden from view. But they are no less a tragedy for the children trying to survive them.

In 2015, the conflict in Syria enters its fifth brutal year with no end in sight. More than 5.6 million children inside Syria are in need of support – with an additional 1.7 million children who have fled Syria to neighbouring countries. Children have endured so many years of violence, deprivation and displacement that it has begun to be their 'new normal,' with tremendous implications for the future of their region.

In the Central African Republic, children have been killed, maimed, and terrorized by brutal intercommunal violence – and even forced to take part in it. An estimated 10,000 children were recruited by armed groups over the past two years. Similarly, in South Sudan, as many as 12,000 children may have been recruited by armed forces and groups in the ongoing civil war – a conflict that also has triggered a nutrition crisis, with at least 235,000 children under age five in 2014 suffering from severe acute malnutrition.

In Ukraine, in Iraq and in Gaza, violent conflicts and indiscriminate attacks have endangered the lives and futures of far too many children and undermined the fabric of their societies. And prolonged crises in countries like the Democratic Republic of Congo, Somalia, Sudan, Myanmar and Afghanistan continue to affect children most, though they receive the least attention.

In every case, whether front page news or out of sight, in both emerging and chronic crises, UNICEF has responded, together with our partners – in 2014, to hundreds of emergencies around the world. This report highlights some of that vital work – and the results for children our joint efforts have achieved. And it sets out the support UNICEF will need in the coming year to continue delivering results.

In a world where emergencies seem to be ever increasing, this year's Humanitarian Action for Children also underscores the increasing interdependence of our humanitarian and development work.

For when we respond to an emergency, or provide health care, nutrition or protection in the midst of a conflict or natural disaster, we are also contributing to a nation's long-term strength. And in development contexts, when we work to provide reliable sources of clean water or proper sanitation facilities, or strengthen health systems, we are also helping that community to better withstand future crises.

For example, in the wake of Typhoon Haiyan in the Philippines, UNICEF and our partners supported safer designs for schools that can withstand floods and better pipes to protect water systems in case of a future disaster. UNICEF's multi-hazard risk assessments in disaster-prone Nepal are proving the case for increased local investment in disaster and climate-change related measures to reduce future risk.

The Ebola outbreak reveals both the urgent necessity and the far-reaching potential of such an integrated approach. In Guinea, Liberia, and Sierra Leone, we are helping establish Ebola Community Care Centres, training community health workers, and stepping up efforts to raise public awareness and reduce transmission. These efforts will not only help end the Ebola outbreak; they will help strengthen local health systems, so critical to saving and improving the lives of vulnerable children.

Just as important, we are providing protection, education, and support services to the many children affected by the outbreak.

We have taken the same approach to the long crisis in Syria – working to prevent the loss of an entire generation by providing children with the learning and support they need to overcome the deprivation and trauma they have suffered – and in doing so, build hope for the future.

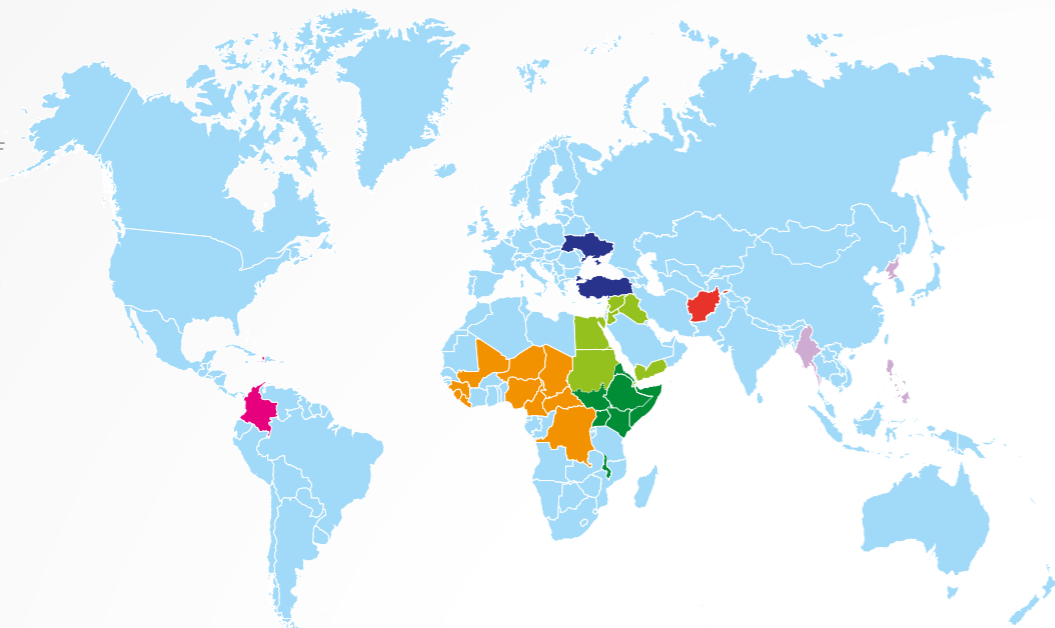
The Convention on the Rights of the Child does not envision a world in which humanitarian crises never occur. But the Convention does aspire to a world in which all children, especially those most vulnerable, can realize their rights and fulfil their potential – to the benefit of their individual futures, and the future we all share. Helping build that better world for every child is at the core of UNICEF's mandate.

Anthony Lake  
 UNICEF Executive Director

## Funding required in 2015

This map is stylized and not to scale. It does not reflect a position by UNICEF on the legal status of any country or area or the delimitation of any frontiers. The dotted line represents approximately the Line of Control agreed upon by India and Pakistan. The final status of Jammu and Kashmir has not yet been agreed upon by the Parties. The final boundary between Sudan and South Sudan has not yet been determined.

Electronic users can click on each name to go to that office's online content.



Central and Eastern Europe and the Commonwealth of Independent States	US\$
Regional Office*	6,245,000
Ukraine	32,450,000
Total	38,695,000

East Asia and Pacific Region	US\$
Regional Office*	3,594,000
Democratic People's Republic of Korea	18,000,000
Myanmar	24,905,000
Philippines	11,000,000
Total	57,499,000

Eastern and Southern Africa Region	US\$
Regional Office*	12,945,000
Eritrea	13,500,000
Ethiopia	36,200,000
Kenya	25,000,000
Malawi	10,510,441
Somalia	111,705,413
South Sudan	165,627,613
Uganda	36,111,839
Total	411,600,306

Latin America and Caribbean Region	US\$
Regional Office*	5,700,000
Colombia	5,500,000
Haiti	22,000,000
Total	33,200,000

Middle East and North Africa Region	US\$
Regional Office*	5,000,000
Djibouti	4,450,000
Iraq – Internally Displaced Persons (IDP) Response	319,512,617
State of Palestine	37,300,307
Sudan	116,921,577
Syria	279,206,640
Syria refugees (Egypt, Iraq, Jordan, Lebanon and Turkey)	624,266,522
Yemen	60,100,000
Total	1,446,757,663

South Asia Region	US\$
Regional Office*	55,456,780
Afghanistan	50,909,000
Total	106,365,780

West and Central Africa Region	US\$
Regional Office*	50,062,000
Central African Republic	73,900,000
Cameroon	40,200,000
Chad	63,100,000
Democratic Republic of the Congo	132,000,000
Ebola (Guinea, Liberia and Sierra Leone)	507,439,942
Mali	37,500,000
Niger	42,500,000
Nigeria	26,510,000
Total	973,211,942

Global support	40,635,740
<b>Grand total</b>	<b>3,107,965,431</b>

\*Includes countries with specific budgets in the regional chapter. For more information please visit the website, <[www.unicef.org/appeals](http://www.unicef.org/appeals)>.

## Planned results in 2015

The information below summarizes the global requirements for UNICEF humanitarian programmes, the total number of people and children to be reached, and the planned results in *Humanitarian Action for Children*.

UNICEF and partners will work toward the following results in 2015:


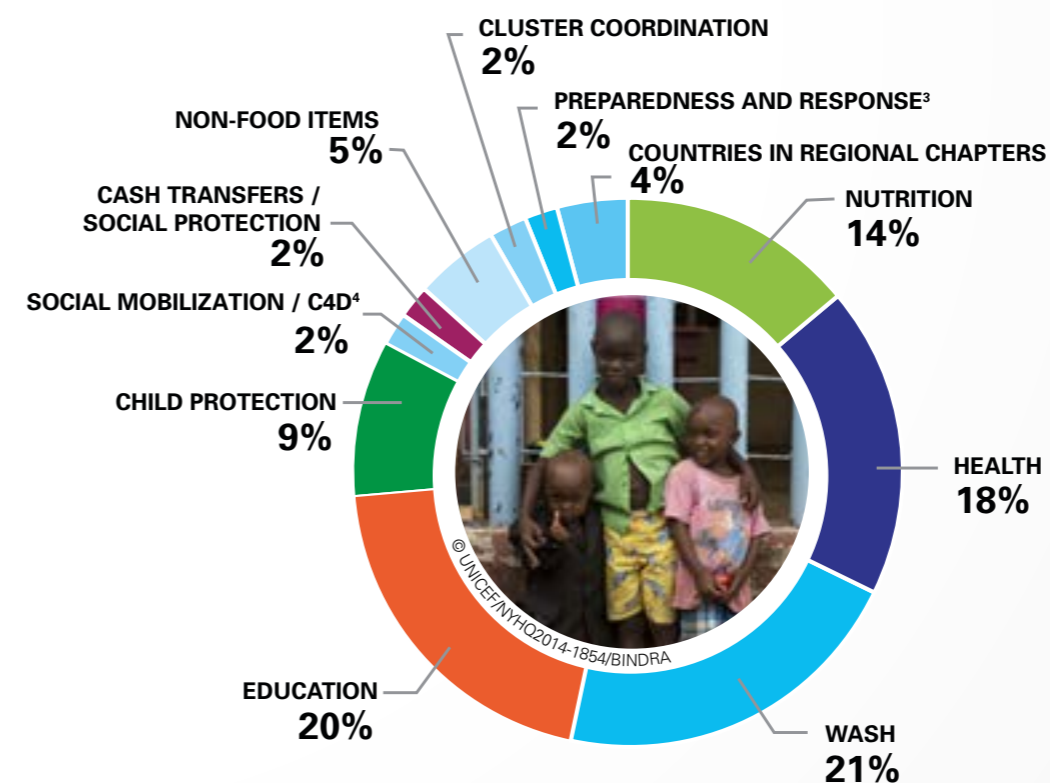


Figure 1. Percentage² of total requirements per sector



**2.7 million children** to be treated for severe acute malnutrition

**13.6 million children** to be immunized against measles

**34.3 million people** to have access to safe water for drinking, cooking and personal hygiene

**2.3 million children** to have access to psychosocial support

**4.9 million children** to have access to improved formal and non-formal education

**257,000 people** to have access to information, testing and treatment

**395,000 people** to be reached with cash assistance

¹ Includes countries in the regional chapters.

² Percentages do not total 100 because of rounding. HIV and AIDS funding requirement is less than 1% of the total requirement, and because of rounding does not feature in this overview.

³ This includes preparedness for Ebola, regional support in some cases, as well as global support.

⁴ Communication for Development (C4D) costs are separated out only for the Ebola HAC chapter- others have been included under sectors or preparedness and response.

# Children in crisis

The map below highlights the global humanitarian situation at the end of 2014 and some of the major crises affecting children and their families.

## Countries in Humanitarian Action for Children

### Central and Eastern Europe and the Commonwealth of Independent States

Ukraine

### East Asia and the Pacific

Democratic People's Republic of Korea  
Myanmar  
Philippines

### Eastern and Southern Africa

Eritrea  
Ethiopia  
Kenya  
Malawi  
Somalia  
South Sudan  
Uganda

### Latin America and the Caribbean

Colombia  
Haiti

### Middle East and North Africa

Djibouti  
Iraq – Internally Displaced Persons (IDP) Response  
State of Palestine  
Sudan  
Syrian Arab Republic  
Syria Refugees (Egypt, Iraq, Jordan, Lebanon and Turkey)  
Yemen

### South Asia

Afghanistan

### West and Central Africa

Central African Republic  
Cameroon  
Chad  
Democratic Republic of the Congo  
Ebola (Guinea, Liberia, Sierra Leone)  
Mali  
Niger  
Nigeria

### Ebola Outbreak

18.7 million people are affected by the Ebola outbreak of which 9.8 million are children and young people under 20.

### Sahel

As the nutrition crisis continues, a projected 6.4 million children under-5 years will suffer from acute malnutrition in the Sahel.

### Colombia

Half of the more than seven million registered victims of the 50 year conflict are children, impacted by forced displacement, recruitment into armed groups and sexual violence among other violations.

### Nigeria

Boko Haram attacks in 2014 escalated in frequency and intensity resulting in 1.5 million internally displaced persons of which the majority are women and children.

### Central African Republic

2.4 million children are affected by a complex humanitarian and protection crisis.

### Democratic Republic of the Congo

Armed conflict continues with 2.7 million people displaced and over 2.25 million children suffering from severe acute malnutrition.

### South Sudan

A malnutrition crisis continues, especially in conflict affected states, with global acute malnutrition rates as high as 30% in high risk counties and over 235,000 children suffering from severe acute malnutrition.

### Ukraine

Ukraine faces a humanitarian crisis affecting 5.2 million people living in conflict zones, of whom 1.7 million are children. Over 1 million people have been displaced in Ukraine and abroad and a total of 1.4 million people in conflict zones require humanitarian assistance.

### Sudan

On-going violence in Darfur, the Kordofan States, Blue Nile and Abyei has forced over 3.1 million people to flee their homes. Poor access to basic services has left children vulnerable to disease and malnutrition, including 1.2 million children suffering from acute malnutrition.

### Syrian Arab Republic and sub-region

A whole generation of Syrian children are at risk, with over 8 million children affected (over 5.6 million inside Syria and another 1.7 million refugees).

### State of Palestine

In the Gaza Strip, hostilities in mid-2014 exposed children to unparalleled levels of violence and destruction with 539 children killed, 2,956 injured, and left 108,000 people homeless, half of whom are children.

### Iraq

5.2 million people are affected by the crisis in Iraq including 2.2 million IDPs (50% children) across 2,000 sites, and Iraq is also hosting some 223,000 Syrian refugees.

### Afghanistan

Violent conflict and natural disasters has left 1.9 million Afghans in need of safe drinking water, sanitation and hygiene services, and 750,000 people enduring prolonged displacement.

! Considered a Level 3 emergency following activation of UNICEF's Corporate Emergency Procedure.

This map is stylized and not to scale. It does not reflect a position by UNICEF on the legal status of any country or area or the delimitation of any frontiers. The dotted line represents approximately the Line of Control agreed upon by India and Pakistan. The final status of Jammu and Kashmir has not yet been agreed upon by the Parties. The final boundary between the Republic of the Sudan and the Republic of South Sudan has not yet been determined.

All figures come from online chapters unless noted.

# Results achieved in 2014<sup>5</sup>

(Through October)

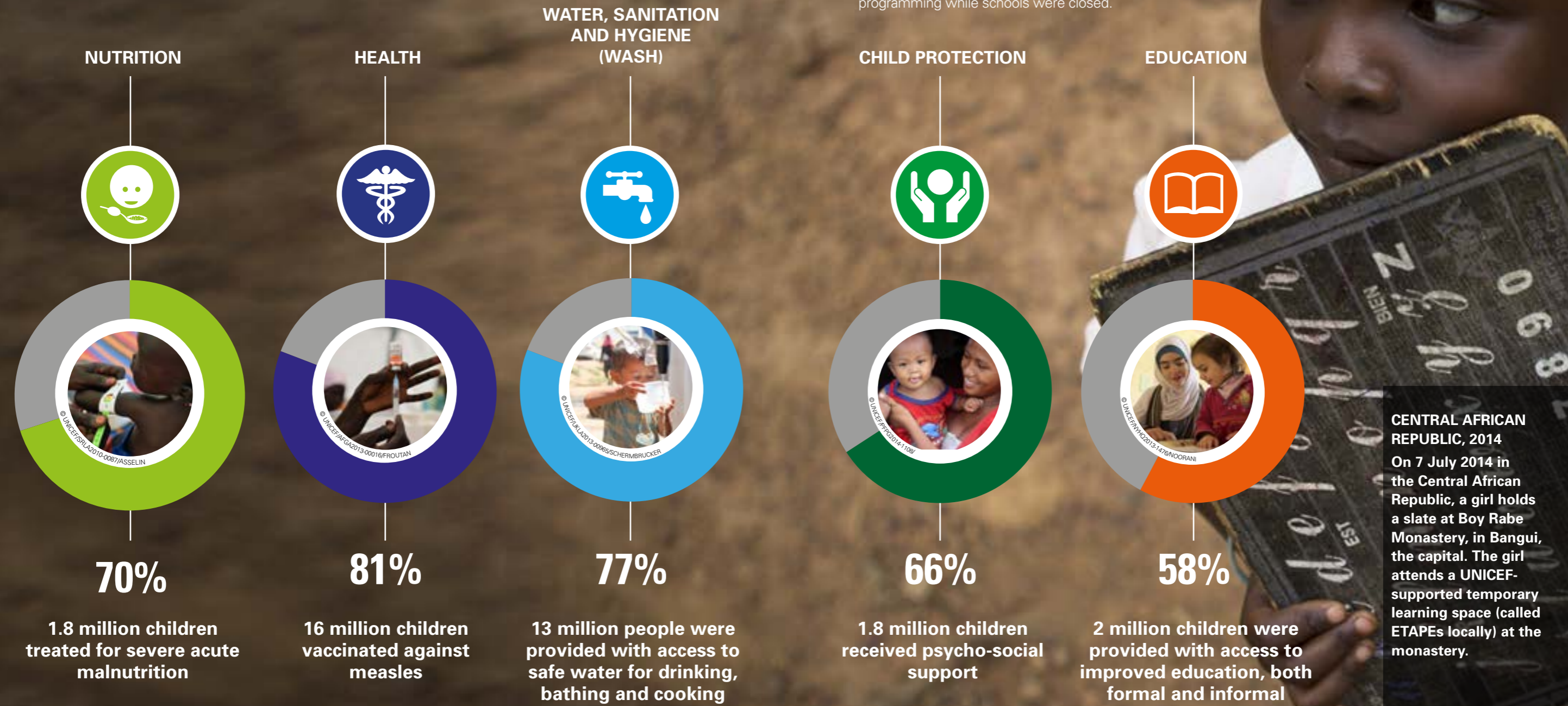
The chart below captures some of the key results achieved against targets for children by UNICEF and partners through the first 10 months of 2014. In some contexts, achievements were constrained by limited resources, including across sectors; inadequate humanitarian access; insecurity and a challenging operating environment. See country funding levels on page 11. Further reporting on 2014 – including country-specific indicators – is available on the respective country web pages on [www.unicef.org/appeals](http://www.unicef.org/appeals).

<sup>5</sup> Targets and results are drawn from country chapters of *Humanitarian Action for Children* and situation reports. Results may differ from targets due to lack of resources per sector; changes in situation, needs and caseloads; inadequate humanitarian access or insecurity; or simply results surpassing initial targets or not being achieved. More information can be found in the respective country pages and situation reports at [www.unicef.org/appeals](http://www.unicef.org/appeals).

## Ebola outbreak

18.7 million people are affected by the Ebola outbreak, of which 9.8 million are children and young people under 20.

- 18.7 million people are affected by the Ebola outbreak, of which 9.8 million are children and young people under 20.
- Establishment and support to more than 50 Community Care Centres and rapid isolation facilities with a bed capacity of 500.
- 30,000 children affected by the Ebola outbreak benefitted from psychosocial support.
- 4,100 metric tons (MT) of Ebola-related commodities were shipped, making this the largest supply response in UNICEF's history.
- More than 50,000 community volunteers, health workers, religious leaders and youth were mobilized.
- 1,400 Community Watch Committees established.
- 1 million children received education through remote programming while schools were closed.



# Humanitarian funding in 2014

Donors generously responded in 2014 to worsening conflicts that had a devastating impact on children. Humanitarian funding reached record levels for UNICEF, approaching US\$1.67 billion by the end of 2014.<sup>6</sup> This sustained and expanded support came at a time when humanitarian needs were also growing exponentially with the funding requirement over the year increasing from US\$2.1 billion in January to US\$3.16 billion by the end of 2014 – a 50 per cent increase.

The dramatic surge in humanitarian needs in 2014 resulted from multiple Level 3 emergencies throughout the world, including the typhoon in the Philippines; conflicts in South Sudan, Syria, Iraq, and the Central African Republic; and the Ebola outbreak in West Africa. The Ebola outbreak and the worsening situations in Iraq, the State of Palestine (Gaza) and Ukraine resulted in new or revised appeals, adding almost US\$800 million to the initial request in the 2014 Humanitarian Action for Children (HAC).

<sup>6</sup> The figures are as of 14 December 2014 and reflect the Other Resources Emergency (ORE) budget issued in 2014, based on signed agreements. The budget issued will normally exceed the income received, as UNICEF now releases budgets in full when a contract is signed with a donor, even though it may cover multiple years.

Funding to Level 3 humanitarian crises constituted some 72 per cent of all funding received. Of these crises the Central African Republic was the least funded receiving only 56 per cent of its funding needs. Chronic emergencies in Sudan, Somalia and Chad, struggled to attract resources and were funded at under 45 per cent. The State of Palestine appeal was severely underfunded at 23 per cent and the Ukraine crisis response was even farther behind at only 11 per cent.

Given the highly dynamic nature of the complex emergencies that UNICEF is facing, the need for flexible and un-earmarked funds is especially critical. Thematic funding, which has fewer restrictions than other resources, accounted for only 9 per cent of humanitarian funding; and un-earmarked thematic humanitarian funding was less than 1 per cent of the total received. The three emergencies receiving the most humanitarian thematic funding in 2014 were the Philippines, the Syrian Regional Refugee crisis and the Ebola outbreak. UNICEF encourages donors to contribute humanitarian thematic funding to make sure UNICEF's humanitarian response meets the needs of children in crisis.

Figure 2. Top 10 sources of humanitarian funds, 2014

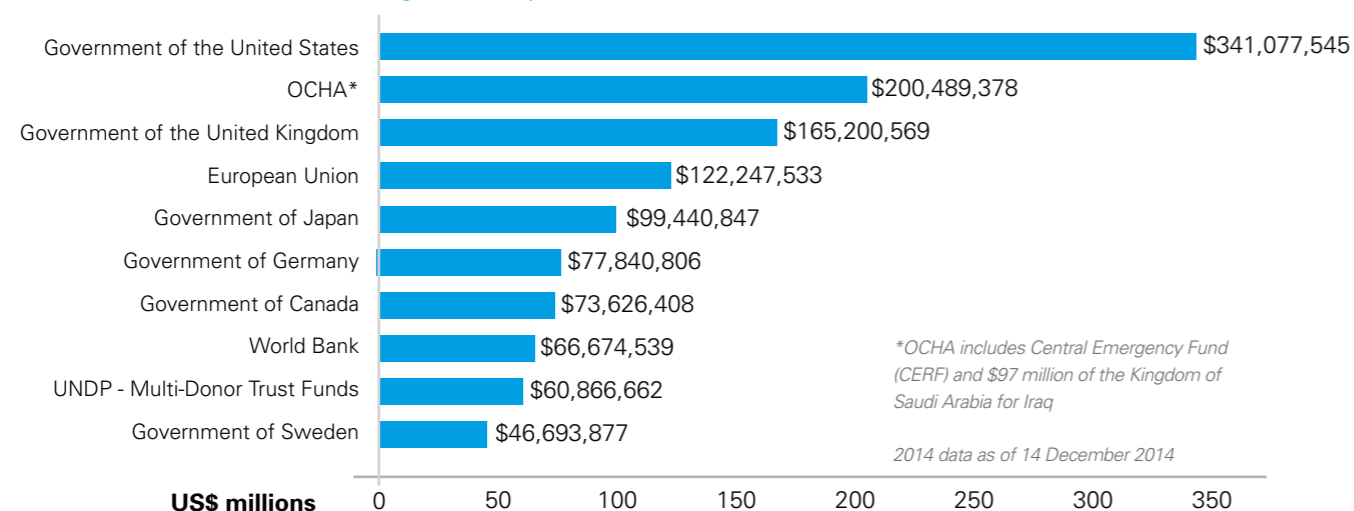
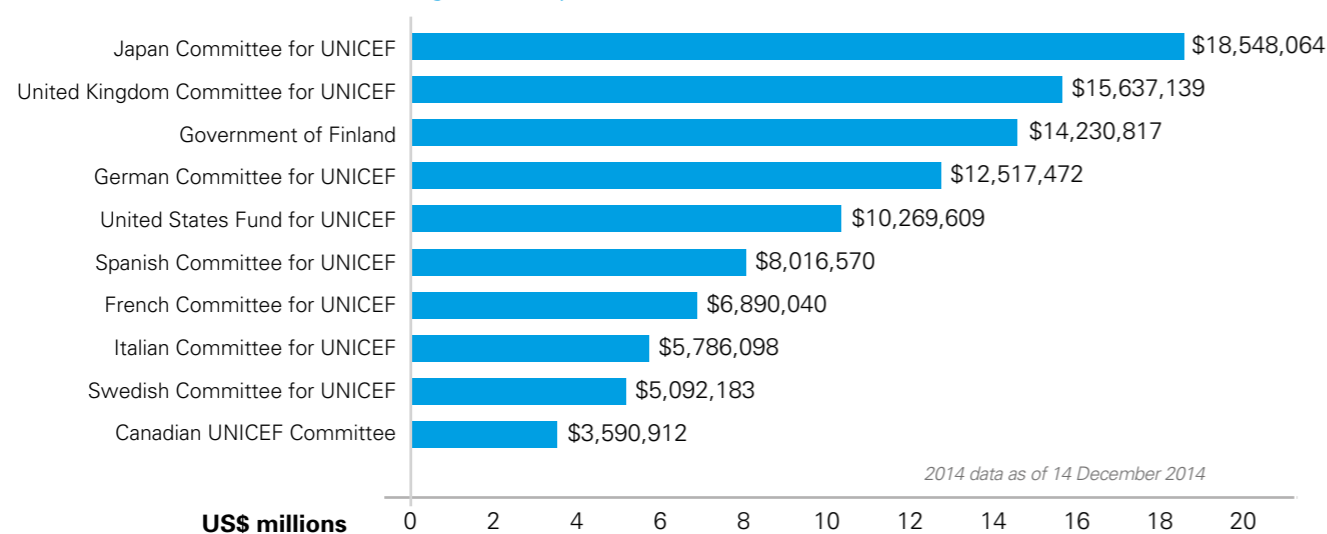


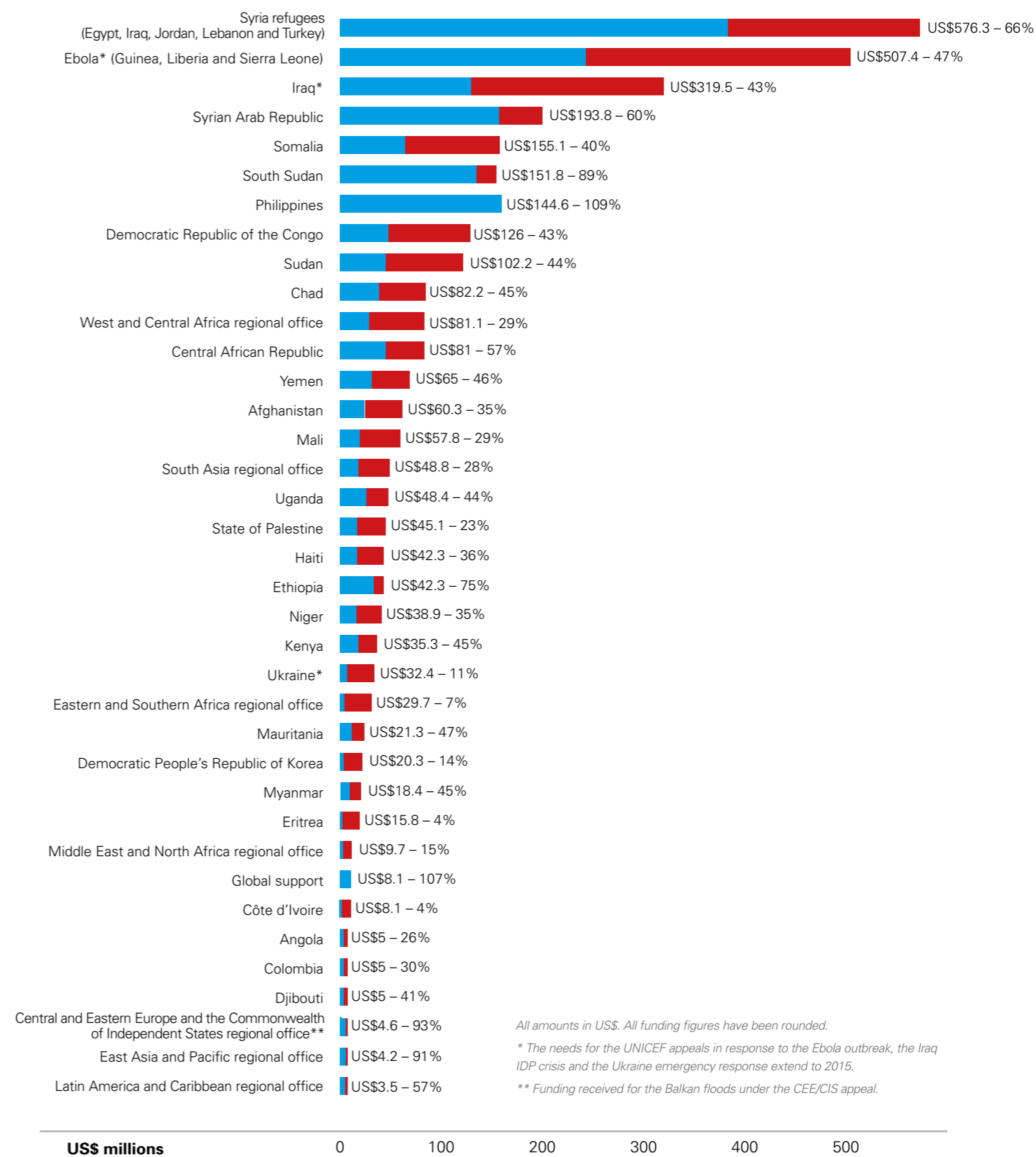
Figure 3. Top 10 donors – thematic humanitarian funds, 2014

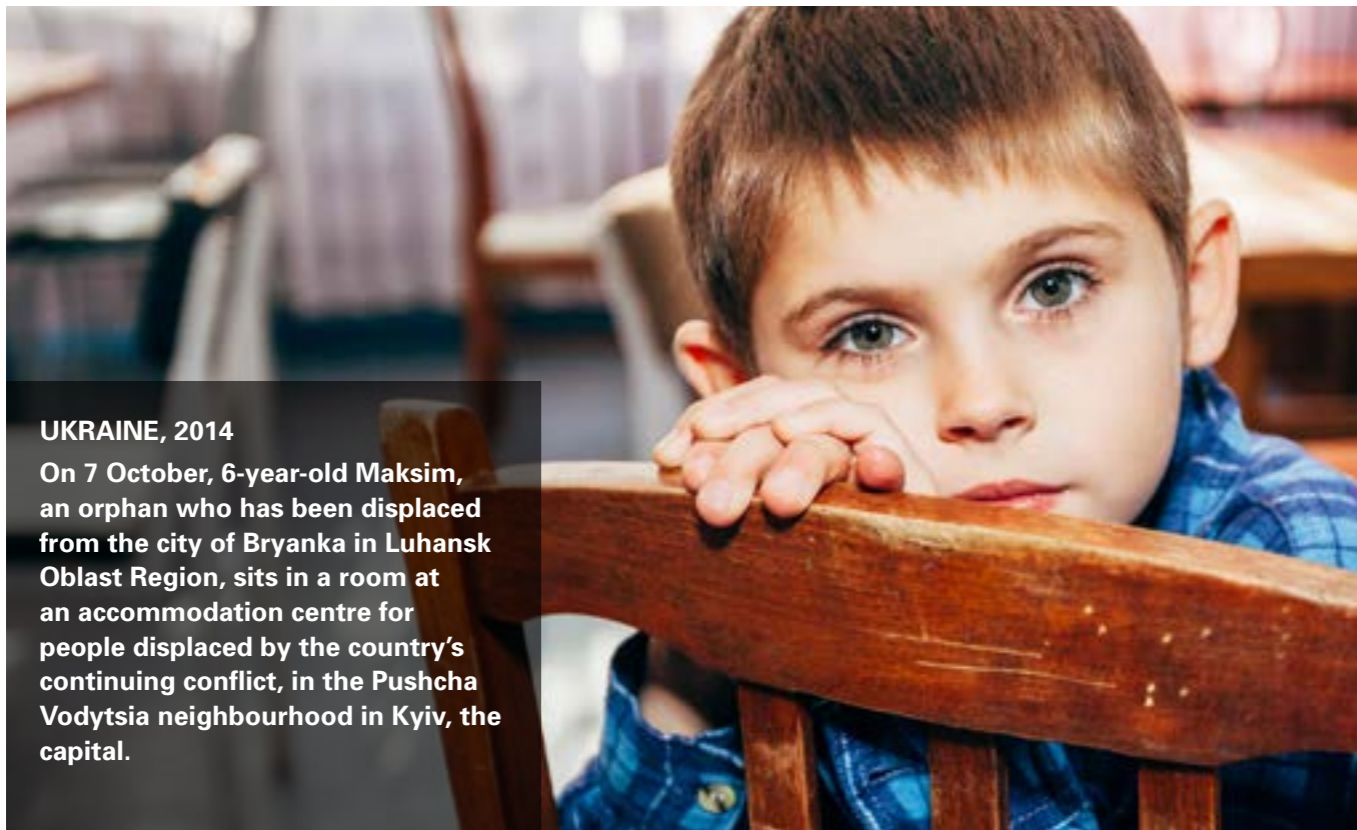


# Contributions and shortfalls in 2014

Funding received in US\$ millions – percentage of requirement

## FUNDING RECEIVED vs FUNDING SHORTFALL





#### UKRAINE, 2014

On 7 October, 6-year-old Maksim, an orphan who has been displaced from the city of Bryanka in Luhansk Oblast Region, sits in a room at an accommodation centre for people displaced by the country's continuing conflict, in the Pushcha Vodytsia neighbourhood in Kyiv, the capital.

## Global support to the field

### What is the global architecture of UNICEF's humanitarian action?

Humanitarian action is firmly established as core to UNICEF's programming and is central to UNICEF's Strategic Plan 2014-2017. UNICEF delivers results for children in some of the most challenging environments in the world. In 2014, the organization committed to achieving even more effective responses to crises and to building stronger links between humanitarian and development programming through investing in risk-informed programming, resilience building and strengthening humanitarian preparedness. In line with this, UNICEF invested in a Strengthening Humanitarian Action initiative with aims to adapt humanitarian action to emerging operational contexts, to strengthen and expand humanitarian partnerships, and to further simplify business processes in order to be a more predictable and effective humanitarian partner.

The burden of humanitarian crises in 2014 was unprecedented in the history of the organization. The year started with ongoing responses to four major emergencies that required a mobilization of the entire humanitarian system: the 2013 Typhoon Haiyan in the Philippines, the continuation of conflicts in both the Central African Republic and in Syria with resulting refugee crises, and the eruption of violence in South Sudan. At the end of October 2014, UNICEF and partners were undertaking humanitarian action in 40 countries, including responding to new crises in connection to the conflicts in Ukraine and Iraq, the escalation of hostilities in Gaza, and the Ebola virus outbreak in West Africa.

Support to country-level humanitarian action is provided by UNICEF's seven regional offices and headquarters divisions. Together these offices provide the core infrastructure to support field preparedness and response in order to save lives and protect rights; systematically reduce vulnerability to disasters and conflicts; facilitate sector and cluster coordination and humanitarian partnerships; and contribute to the strategic response plans of humanitarian country teams.

Headquarters divisions provide overall strategic direction and guidance, and are responsible for strategic planning, advocacy and oversight for the entire organization. Headquarters also leads the development of UNICEF's global response strategy, based on experiences and contributions from all parts of the organization, to inform planning, policy and guidelines for effective humanitarian action. Global support is coordinated by a dedicated team in UNICEF's Office of Emergency Programmes (EMOPS), including a global security team and a 24-hour, 7-day-a-week Operations Centre (OPSCEN). UNICEF's Programme Division provides sectoral technical support, as well as a team that coordinates support to resilience and recovery. The organization is also prioritizing and investing in strengthening the resilience of children, communities and systems to multiple shocks and stresses.

The recently created Field Results Group in Headquarters will be working closely with the regional offices and country offices to review and explore options for flexible and improved

modalities of implementation for greater impact in various humanitarian contexts.

Regional offices are the first port of call to provide support to a crisis. Dedicated technical and cross-sector advisers provide direct programme and operational support, with increased capacity in emergency-prone regions. This includes strengthening country-level capacity, providing quality assurance and facilitating surge deployment. Regional office capacity is also critical during significant regional emergencies, as seen in the crises in the Syrian Arab Republic and in responding to the Ebola crisis in West Africa.

### What does the global architecture cost?

UNICEF's 2015 global humanitarian appeal is for US\$3.1 billion. Over 98 per cent of requirements will directly support a wide range of humanitarian actions by UNICEF field offices around the world. The global support for this response costs US\$40.6 million<sup>7</sup>, approximately one per cent of the overall appeal. Nearly half of this support budget (US\$18.6 million) will be covered through core or regular resources. Another US\$12.8 million will be raised by early 2015.

### How do investments in UNICEF's global architecture translate into action?

In order to fulfill UNICEF's commitments to children in emergencies it must have in place emergency preparedness measures before a crisis begins. Headquarters divisions and regional offices are working to support investments in emergency preparedness at all levels of the organization, so that response can be quick and effective. Investments in strengthening UNICEF's flexible financial modalities, such as its Emergency Programme Fund, for use by country offices in the first days of a response, have proven critical to UNICEF's ability to rapidly respond. Over the past few years, UNICEF has significantly increased its investment in strengthening its capacity to rapidly deploy staff with specialized skills in emergency coordination, programming and operations. This includes the expansion of the Emergency Response Team to fill existing gaps in both programmatic areas as well as operations, reinforcement of the Immediate Response Teams and other measures that support timely and predictable deployments.

UNICEF continues to actively engage collaborative approaches to humanitarian action by leading the nutrition and water, sanitation and hygiene (WASH) global clusters and co-leading the education global cluster. The organization also co-leads the child protection and gender-based violence areas of responsibility within the protection cluster. Global cluster capacity, including for information management, is ready to be deployed upon activation of an inter-agency 'Level 3 emergency response'.

<sup>7</sup> This does not include additional requirements in regional chapters of Humanitarian Action for Children 2015.

Also critical to UNICEF's emergency response is its supply function, which is led from Copenhagen, with supply hubs located in Dubai, Panama and Shanghai for the rapid mobilization and shipment of essential life-saving supplies during the first 24 to 72 hours of a crisis. This complements locally prepositioned supplies. A significant milestone for UNICEF's supply operations took place during 2014, with the delivery of a record-setting 6,000 tons of life-saving supplies – enough to fill more than 75 cargo jumbo jets – to the world's worst humanitarian crises. The Supply Dashboard, which captures real time information of supply requirements, stock items, pending orders and commodities sent or en route, was rolled out to all Level 3 emergency countries. In addition to direct emergency response, UNICEF's efforts in influencing markets, product innovation and supporting governments in supply chain strengthening is vital to ensuring that quality and affordable supplies reach children and communities. The implementation of a supply and logistics roster in 2014 allows for the identification and deployment of surge support staff, such as emergency specialists, logisticians, data analysts and warehouse staff, to emergencies in a more timely and efficient way.

In terms of UNICEF's overall emergency human resource needs, a dedicated emergency human resources unit coordinates surge deployment and recruitment for emergency countries, alongside global standby partnerships. Focal points in evaluation, communication, resource mobilization, finance and administration, and information and communication technology provide further support.

### Looking ahead

UNICEF will continue to invest in its humanitarian action agenda, with a focus on providing staff with specific training and skills development and continued focus on staff welfare – particularly for those working in difficult circumstances. The organization will expand humanitarian partnerships to take fuller advantage of horizontal and South-South cooperation, and build a more predictable set of relationships to enhance operational capacity. Finally, UNICEF recognizes the need for and seeks data-driven analysis that produces a blueprint for humanitarian architecture and resources and helps to leverage capacities and pool expertise. This will enable UNICEF to deploy human and financial resources to the best advantage, in the locations and sectors where needs are most critical.

**Humanitarian Programme Support**

**US\$24.2 million**

**Mobilize global support**

- Systems and procedures
- Technical support

**Programmatic support**

- Nutrition, Health, Water Sanitation and Hygiene, Child Protection, Education, HIV and AIDS
- Communication for Development, Early Childhood Development, Disabilities
- Resilience
  - National capacity development
  - Disaster risk reduction/preparedness
  - Peacebuilding

**Results-based management**

- Needs assessment
- Performance monitoring
- Evaluation

**Policy and guidance**

- Core Commitments for Children
- Equity (including gender)
- Protection of civilians (including children and armed conflict)
- Knowledge management
- Innovation
- High-threat environments
- Humanitarian advocacy

**Partnerships**

- Inter-agency
- Transformative agenda
- NGOs, civil society, academia
- Integrated presences

**Global Cluster Coordination**

- Field support
- Information management

© UNICEF/DENM2013-00167/THOBY



**Operational Support**

**US\$8.5 million**

**Supply and logistics**

- Copenhagen and regional hubs
- Procurement
- Warehousing
- Logistical support

**Human resources**

- Headquarters Emergency Unit
- Coordinating three models of deployment (internal, external, standby)

**Security/Operations Centre (OPSCEN)**

**Communication**

**Resource mobilization**

**Finance and administration**

**Information and communication technology**

**Regional Support**

**US\$7.9 million**

**Regional support**

- Technical support (programmes and operations)
- Capacity building (emergency preparedness and response)
- Oversight and quality assurance
- Disaster risk reduction

**Central and Eastern Europe and the Commonwealth of Independent States**

**East Asia and the Pacific**

**Eastern and Southern Africa**

**Latin America and the Caribbean**

**Middle East and North Africa**

**South Asia**

**West and Central Africa**

© UNICEF/UNI175874/REYNA



© UNICEF/NYHQ2014-1103/KHUZAIE

**IRAQ, 2014**

On 8 August 2014, a girl stands in the Bajeed Kandala camp. In the distance, other people gather to receive humanitarian supplies. They are among displaced Yazidis who have taken refuge in the camp, which is near the town of Peshkhabour, close to the border with the Syrian Arab Republic, in Dohuk Governorate.

**Country Level**

**US\$3.1 billion**

- Afghanistan
- Cameroon
- Central African Republic
- Chad
- Colombia
- Djibouti
- Democratic People's Republic of Korea
- Democratic Republic of the Congo
- Ebola (Guinea, Liberia and Sierra Leone)
- Eritrea
- Ethiopia
- Haiti
- Iraq
- Kenya
- Malawi
- Mali
- Myanmar
- Niger
- Nigeria
- Philippines
- Somalia
- South Sudan
- State of Palestine
- Sudan
- Syria
- Syria Refugees (Egypt, Iraq, Jordan, Lebanon and Turkey)
- Uganda
- Ukraine
- Yemen

Total cost: **US\$40.6 million**

Covered by core resources: **US\$18.6 million**

Covered by other funding sources: **US\$12.8 million**

Funding gap: **US\$9.1 million**

All figures are rounded.



Further information on UNICEF's humanitarian action can be obtained from:

Afshan Khan

Director  
Office of Emergency Programmes (EMOPS)  
UNICEF New York  
Tel: +1 212 326 7163  
Email: akhan@unicef.org

Sikander Khan

Deputy Director  
Office of Emergency Programmes (EMOPS)  
UNICEF New York  
Tel: +41 22 909 2501  
Email: sikhan@unicef.org

Olav Kjørven

Director  
Public Partnerships Division  
UNICEF New York  
Tel: +1 212 326 7160  
Email: akjorven@unicef.org

United Nations Children's Fund  
Office of Emergency Programmes  
3 United Nations Plaza  
New York, NY 10017, USA

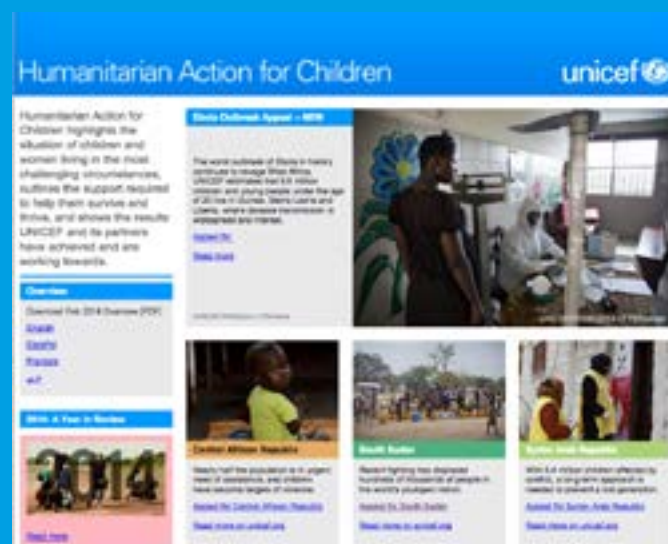
[www.unicef.org/appeals](http://www.unicef.org/appeals)

ISBN: 978-92-806-4784-6

© United Nations Children's Fund (UNICEF)  
January 2015

## What is *Humanitarian Action for Children*?

*Humanitarian Action for Children* (HAC) is UNICEF's global appeal, which highlights the challenges faced by children in humanitarian situations, the support required to help them survive and thrive, and the results that are possible in even the most difficult of circumstances. In recent years, the appeal has progressively moved online, where content can be updated regularly. As part of UNICEF's ongoing efforts to make its systems more strategic and results-based, the online HAC presents individual humanitarian appeals based on needs, standards and targets, while showing what results have been achieved for children and women. Appeals and results are updated regularly, based on the country context. The HAC is in line with United Nations inter-agency Strategic Response Plans.



Visit the HAC website for more details and information:

[www.unicef.org/appeals](http://www.unicef.org/appeals)



**COVER PHOTO: SIERRA LEONE, 2014**

**On 1 October, a man and the young girl he is carrying undergo temperature screenings at a checkpoint between the cities of Waterloo and Freetown, the capital. Travellers seeking to enter the capital are being screened at the checkpoint for signs of Ebola virus.**

© UNICEF/NYHQ2014-1813/BINDRA